CAZN 正成

工业连接技术专家

重载连接器

HWAVY DUTY CONNECTORS



立足中国 服务全球

正成电气的销售和服务网络覆盖全球，65%以上的产品远销海外，产品广泛应用于机械制作，起重机械，机床，造纸设备，电机控制，电梯，机器人，食物及饮料，橡胶设备，陶瓷机械，印刷及包装，注塑机械，纺织机械，物流设备，电子制造，石化，新能源及其它领域。

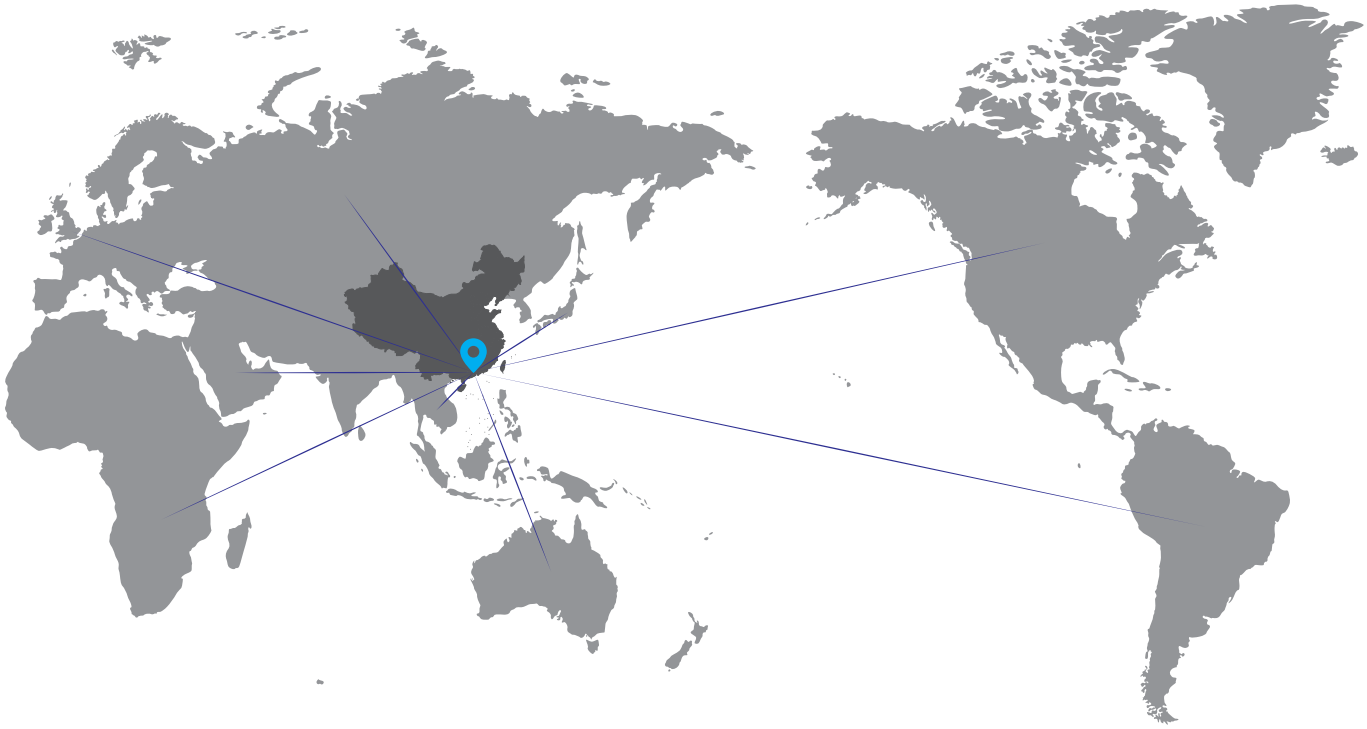

深圳市正成电气有限公司是一家专业专注工业连接技术的企业，国家高新技术企业。公司成立于2009年深圳，公司的产品涉及欧标连接器，美标连接器，防水连接器，射频连接器，成品线束及OEM/ODM业务，为客户全面提供专业的连接解决方案。

经过多年的发展，优良的产品，丰富的产品线及极高的性价比越来越受广大客户欢迎。在无人驾驶，工业4.0的大环境下，正成产品广泛应用于风能发电，高铁，汽车制造，智能交通，智能制造等等，逐步成为国内工业连接器中坚力量。公司内部通过ISO9001体系认证及实行6S管理方针，有效地保障产品质量。

公司销售网络逐步建全，在国内主要城市都将设立办事处及世界各地建立更多的合作伙伴。“专业专注做好每一个产品”的理念，“至高品质，至诚服务”的宗旨真诚地为广大客户服务。

产品目录
DIRECTORY

如何定购 HOW TO ORDER

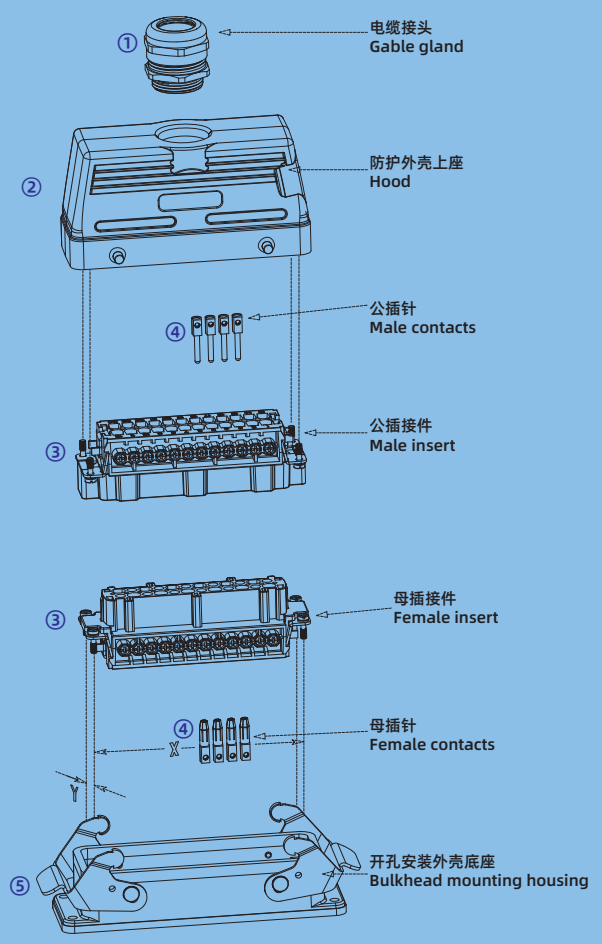

①电缆接头(Cable gland)
尼龙或黄铜镀镍(Nylon or brass nickel plated)
通用电缆接头(Universal cable glands)
软管电缆接头(Cable gland with normal or multiple seal)
EMC电缆接头(EMC Cable gland)
其他电缆接头(Other Cable gland)

②上壳(Hoods)
标准或高结构(Standard or high construction)
顶部出线或侧面出线(Top entry or Size entry)
2耳，4耳或2扣(2,4 bolts or 2 levers)

③公插体、母插体(Male Insert、Female Insert)
螺丝连接(Screw terminal)
冷压连接(不带插针)(cold-pressed crimp(without contact))
弹片连接(Spring terminal)

④冷压针(适用于冷压接线的插体)
(Crimp contacts（only for crimp connection insert）)
镀金或镀银(Gold plated or silver plated)
额定电流(Rated current):
5A,10A,16A,40A,70A,100A,200A,250A,350A,650A

⑤下壳(Housing)
开孔安装，表面安装或电缆对接
(Bulkhead mounting or surface mounting or cable to cable)
标准或高结构(Standard or high construction)
1扣，2扣或4耳(1 or 2 locking levers or 4 bolts)
带塑料盖或带金属盖或不带盖(With or without thermoplastic/metal covers)

除常规标准的外壳以外，还有高防护等级(IP68)及电磁屏蔽外壳(EMC)等特殊外壳可供客户选用客户定制产品，请直接与我司联系
Except standard hoods/housings, special hoods/housings with high protection level(IP68) and EMC screening are also available for clients.

上壳 Hood

H24B - TE - 4B - M25

螺纹规格(Screw size): M/PG

锁扣方式(Locking way)
2B:2耳(bolts)
4B:4耳(bolts)
2L:2扣(Lever)

类别(Type)
TE:顶出线(Top entry)
SE:侧出线(Side entry)
TEH:顶出线高结构(Top entry high structure)
SEH:侧出线高结构(Side entry high structure)

尺寸(Size)

下壳 Housing

H24B - BK - 4B - CV

盖子(Cover)
CV:塑料盖(Plastic Cover)
MCV:金属盖(Metal Cover)

锁扣方式(Locking way)
4B:4耳(bolts)
1L:1扣(Lever)
2L:2扣(Lever)

BK:不封底(Bulkhead mounted)

尺寸(Size)

H24B - SF - 1L - M25 - CV

盖子(Cover)
CV:塑料盖(Plastic Cover)
MCV:金属盖(Metal Cover)

螺纹规格(Screw size):M/PG

锁扣方式(Locking way)
4B:4耳(bolts)
1L:1扣(Lever)
2L:2扣(Lever)

类别(Type)
SF:表面安装(Surface mounted)
SFH:表面安装高结构
(Surface mounted high structure)
CCT:电缆对接(飞线下壳)(cable to cable)
CCTH:电缆对接(飞线下壳)高结构
(cable to cable high structure)

尺寸(Size)

插体 Insert

HE - 024 - M

接线方式(Termination method)
螺丝连接(Screw terminal)
M:公插(Male)
F:母插(Female)
弹片连接(Spring terminal)
MS,MSS:公插(Male)
FS,FSS:母插(Female)
冷压连接(Crimp(cold-press))
MC:公插(Male)
m:母插(Female)

极数(Pins number)

尺寸(Size)

接线端子类型 TERMINAL TYPE

螺钉压接形式(Screw Terminal)

HA系列(Series)
HE/HVE系列(Series)
HSB系列(Series)
HK系列(Series)

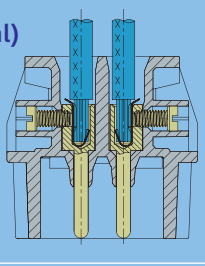

接插芯(Insert)	最大线规 (Max. Wire gauge) mm²	AWG	剥线长度 (Wire stripped length) L(mm²)
HA-003,HA-004	2.5	14	4.5
HE,HA	2.5	14	7.5
HE,HVE	4.0	12	7.5
HSB	6.0	10	11.5
HK	16.0	5.0	14

冷压针压接形式 (Crimp(Cold pressing) Terminal)

HD系列(Series)
HDD系列(Series)

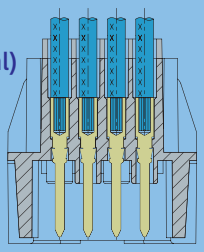

接插芯 (Insert)	最大线规 (Max. Wire gauge) mm²	AWG	剥线长度(mm²) (Wire stripped length) HDD/HD	HEC/HAC
HD HDD HM(10A)	0.5	20	8.0	7.5
	0.75	18	8.0	7.5
	1.0	18	8.0	7.5
	1.5	16	8.0	7.5
	2.5	14	8.0	7.5
	4.0	12	-	7.5

HEE系列(Series)
HEEE系列(Series)
HM系列(Series)(40A)

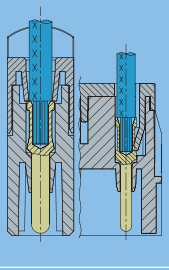

接插芯 (Insert)	最大线规 (Max. Wire gauge) mm²	AWG	剥线长度(mm²) (Wire stripped length) HEE/HM(40A)
HEE HEEE HM(40A)	0.5	20	7.5
	0.75	18	7.5
	1.0	18	7.5
	1.5	16	7.5
	2.5	14	7.5
	4.0	12	7.5

弹片压接端子形式 (Spring Terminal)

HES系列(Series)

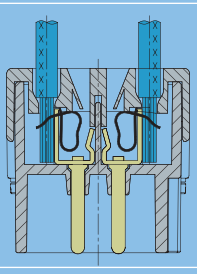

接插芯 (Insert)	最大线规 (Max. Wire gauge) mm²	AWG	剥线长度(mm²) (Wire stripped length)
HES	0.14-2.5	26-14	9-11

轴向螺栓压接形式 (Axial screw terminal)

HK6/6
HK6/12
HK8/0

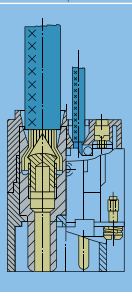

接插芯 (Insert)	最大线规 (Max. Wire gauge) mm²	AWG	剥线长度(mm²) (Wire stripped length)
HK6/6	16-35	5-2	13-14
HK6/12	2.5-10	13/-1	8-9
HK8/0	10-25	13/-1	6-7

建议使用的拧紧力矩和螺丝刀的尺寸 Recommended tightening torque and screwdriver dimensions

螺钉尺寸 Screw type	接插件类型 Inserts	拧紧力矩（ϕ） tightening torque recommandation（Nm）	拧紧力矩（ϕ） tightening torque recommandation（Lbft）	建议使用螺丝刀尺寸 screwdriver size recommandation
M3	螺钉端子(Screw terminal) HA-003, HA-004, HQ-005	0.25	0.20	0.4x2.5
M3	螺钉端子(Screw terminal) HA-010, HA-016	0.50	0.40	0.5x3.5 or±size 1
M3	螺钉端子HE, HVAE定位及固定用 (Screw terminal HE, HVAE positioning and fixing)	0.50	0.40	0.5x3.5
M4	接地端子螺钉(Ground terminal screw) HA, HE, HD, HDD	1.20	0.90	0.5x3.5 or±size 1+2
M4	端子块(Terminal Block)HSB	1.20	0.90	0.8x4.5
M5	接地端子螺钉(Ground terminal screw)HSB	2.00	1.40	0.8x4.5 1.2x8.0

电缆接头选型指南 CABLE GLAND SELECTION GUIDE

PG接头选型指南 PG Cable gland Selection guide

适用于标准电缆的 PG 制接头规格 Suitable for standard cable PG joint specification

线径 Wire diameter	芯数 Contact No.	电缆直径范围ϕ Cable diameter range ϕ	PG 制带多层密封圈接头 PG with multi-layer sealing ring gland				
0.5 mm²	4	6.7 - 9.7	11				
AWG 20	6	7.6 - 10.6	11	13.5	16		
	10	9.4 - 12.8	11	13.5	16		
	16	10.7 - 13.9	11	13.5	16		
	24	13.5 - 16.7		13.5	16	21	
	30	14.3 - 17.5		13.5	16	21	
	35	16 - 18.6			16	21	
	40	16.6 - 19.2				21	
	61	20.3 - 23.1				21	29

线径 Wire diameter	芯数 Contact No.	电缆直径范围ϕ Cable diameter range ϕ	PG 制带多层密封圈接头 PG with multi-layer sealing ring gland					
1.5 mm²	4	9.7 - 11.8	11	13.5	16			
AWG 16	6	10.8 - 14.2	11	13.5	16			
	11	13.6 - 16.8		13.5	16	21		
	16	15.8 - 18.4			16	21		
	25	20.2 - 23				21	29	
	32	23.8 - 24.5					29	36
	42	25.8 - 29					29	36
	50	27 - 30.2					29	36
	61	28.6 - 31.8					29	36

线径 Wire diameter	芯数 Contact No.	电缆直径范围ϕ Cable diameter range ϕ	PG 制带多层密封圈接头 PG with multi-layer sealing ring gland				
0.75 mm²	4	7.9 - 10.3	11				
AWG 18	6	8.9 - 12.3	11				
	10	10.4 - 13.8	11	13.5	16		
	18	13 - 16.2		13.5	16		
	25	15.9 - 18.5			16	21	
	32	17.1 - 19.7				21	29
	40	19 - 21.4				21	29
	50	21.3 - 24.1				21	29
	61	22.6 - 25.4				21	29

线径 Wire diameter	芯数 Contact No.	电缆直径范围ϕ Cable diameter range ϕ	PG 制带多层密封圈接头 PG with multi-layer sealing ring gland					
2.5 mm²	4	11.7 - 14.4	11	13.5	16			
AWG 12 - 14	6	13.3 - 16.7		13.5	16	21		
	7	13.3 - 16.7		13.5	16	21		
	11	18 - 20.6				21	29	
	16	20.6 - 23.4				21	29	
	18	21.7 - 24.5					29	36
	25	26.4 - 29.6					29	36
	34	31.3 - 33.1					29	36
	50	37 - 39.4						42

线径 Wire diameter	芯数 Contact No.	电缆直径范围ϕ Cable diameter range ϕ	PG 制带多层密封圈接头 PG with multi-layer sealing ring gland				
1 mm²	4	8.4 - 10.7	11	13.5			
AWG 16 - 18	6	9.2 - 12.6	11	13.5	16		
	10	11 - 14.4	11	13.5	16	21	
	16	13 - 16.2		13.5	16	21	
	24	16.5 - 19.1				21	29
	34	19.4 - 21.8				21	29
	48	22 - 24.8				21	29
	61	24.5 - 27.2					29

线径 Wire diameter	芯数 Contact No.	电缆直径范围ϕ Cable diameter range ϕ	PG 制带多层密封圈接头 PG with multi-layer sealing ring gland				
4 mm²	2	10.7 - 14.1	11	13.5	16	21	
AWG 10 - 12	4	13 - 16.4		13.5	16	21	
	5	14.3 - 17.7			16	21	
	7	16.2 - 19.6				21	29 36
	11	approx. 24.5					29 36

M 制接头选型指南 M TYPE CABLE GLAND SELECTION GUIDE

适用于标准电缆的 M 制接头规格 Suitable for standard M cable gland

请注意您选择的 M 制电缆接头的压接范围 Please note the crimping range of m-type cable gland you choose

线径 Wire diameter	芯数 Contact No.	电缆直径范围ϕ Cable diameter range ϕ	M 制带多层密封圈接头 M Type with multi-layer sealing ring gland				
0.5 mm²	4	6.7 - 9.7	16	20			
AWG 20	6	7.6 - 10.6	16	20	16		
	10	9.4 - 12.8	16	20	16	25	
	16	10.7 - 13.9		20	16	25	
	24	13.5 - 16.7			16	25	32
	35	16 - 18.6				25	32
	40	16.6 - 19.2				25	32
	61	20.3 - 23.1					32

线径 Wire diameter	芯数 Contact No.	电缆直径范围ϕ Cable diameter range ϕ	M 制带多层密封圈接头 M Type with multi-layer sealing ring gland					
1.5 mm²	4	9.7 - 11.8	16	20	25			
AWG 16	6	10.8 - 14.2		20	25			
	11	13.6 - 16.8			25	32		
	16	15.8 - 18.4			25	32		
	25	20.2 - 23				32	40	
	32	23.8 - 24.5					40	
	42	25.8 - 29					40	
	61	28.6 - 31.8					40	

线径 Wire diameter	芯数 Contact No.	电缆直径范围ϕ Cable diameter range ϕ	M 制带多层密封圈接头 M Type with multi-layer sealing ring gland				
0.75 mm²	4	7.9 - 10.3	16	20			
AWG 18	6	8.9 - 12.3	16	20	25		
	10	10.4 - 13.8		20	25		
	18	13 - 16.2			25	32	
	25	15.9 - 18.5			25	32	
	32	17.1 - 19.7			25	32	
	40	19 - 21.4				32	40
	50	21.3 - 24.1				32	40
	61	22.6 - 25.4					40

线径 Wire diameter	芯数 Contact No.	电缆直径范围ϕ Cable diameter range ϕ	M 制带多层密封圈接头 M Type with multi-layer sealing ring gland				
2.5 mm²	4	11.7 - 14.4	20	25			
AWG 12 - 14	6	13.3 - 16.7		25	32		
	11	18 - 20.6		25	32	40	
	16	20.6 - 23.4			32	40	
	25	26.4 - 29.6				40	50
	34	31.3 - 33.1				40	50
	50	37 - 39.4					50
	61	39 - 41.5					50

线径 Wire diameter	芯数 Contact No.	电缆直径范围ϕ Cable diameter range ϕ	M 制带多层密封圈接头 M Type with multi-layer sealing ring gland				
1 mm²	4	8.4 - 10.7	16	20			
AWG 16 - 18	6	9.2 - 12.6	16	20	25		
	10	11 - 14.4		20	25	32	
	16	13 - 16.2			25	32	
	24	16.5 - 19.1			25	32	40
	34	19.4 - 21.8			25	32	40
	48	22 - 24.8				32	40
	61	24.5 - 27.2				32	40

线径 Wire diameter	芯数 Contact No.	电缆直径范围ϕ Cable diameter range ϕ	M 制带多层密封圈接头 M Type with multi-layer sealing ring gland				
4 mm²	2	10.7 - 14.1	20	25			
AWG 10 - 12	4	13 - 16.4		25	32		
	5	14.3 - 17.7		25	32		
	7	16.2 - 19.6		25	32		
	11	approx. 24.5				40	

电缆接头技术信息 CABLE GLAND INFORMATION

由于产品描述中含有螺纹尺寸，采用公制螺纹可方便的理解电缆接头的规格尺寸。
请注意采用公制的电缆接头，最大可夹紧的电缆直径可能变小。
The Cross Reference table shows the correlation between the Pg versions and the new metric types.
Please notice that the maximum cable diameter will be reduced by the new metric cable glands.

PG 制螺纹与公制螺纹对照表 Cross Reference:

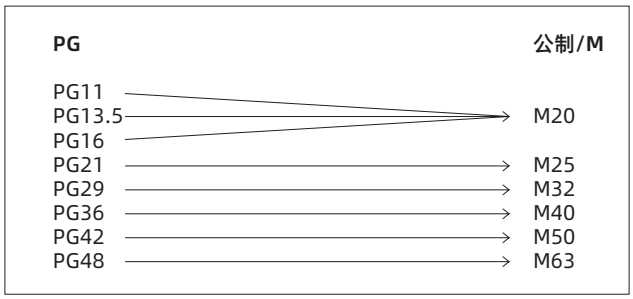

电缆接头的卡口范围如下 Below is shown the cable range of metric glands:

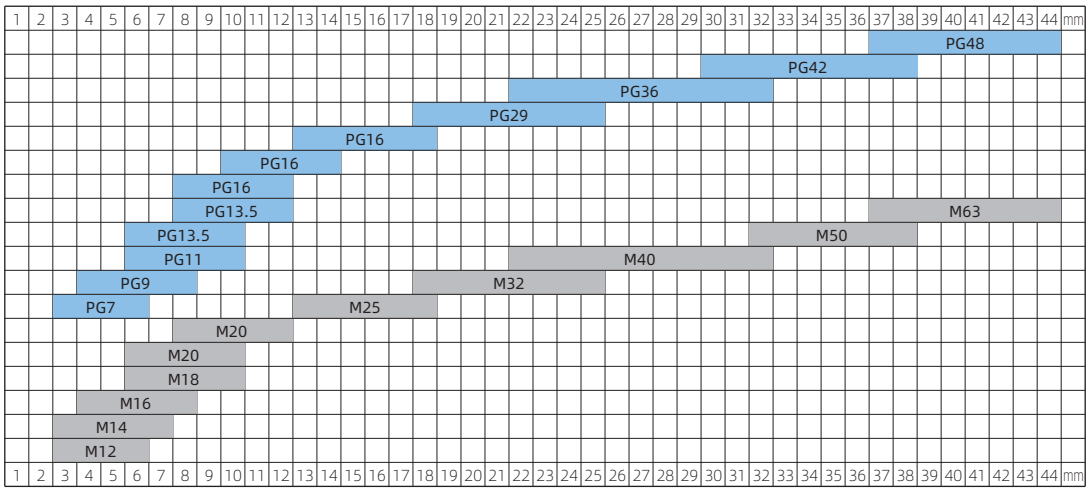

电缆 Cable:

电缆直径与导线规格及导线数的关系图如右：
The diagram shows different cable-diagrams,
beingdependent on wire gauges and number of conductors.
All data are averages for commercial cables

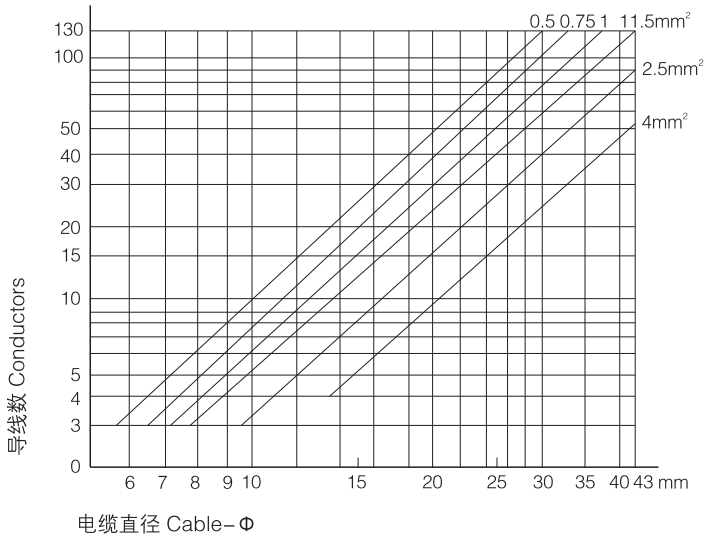

插芯 Insert



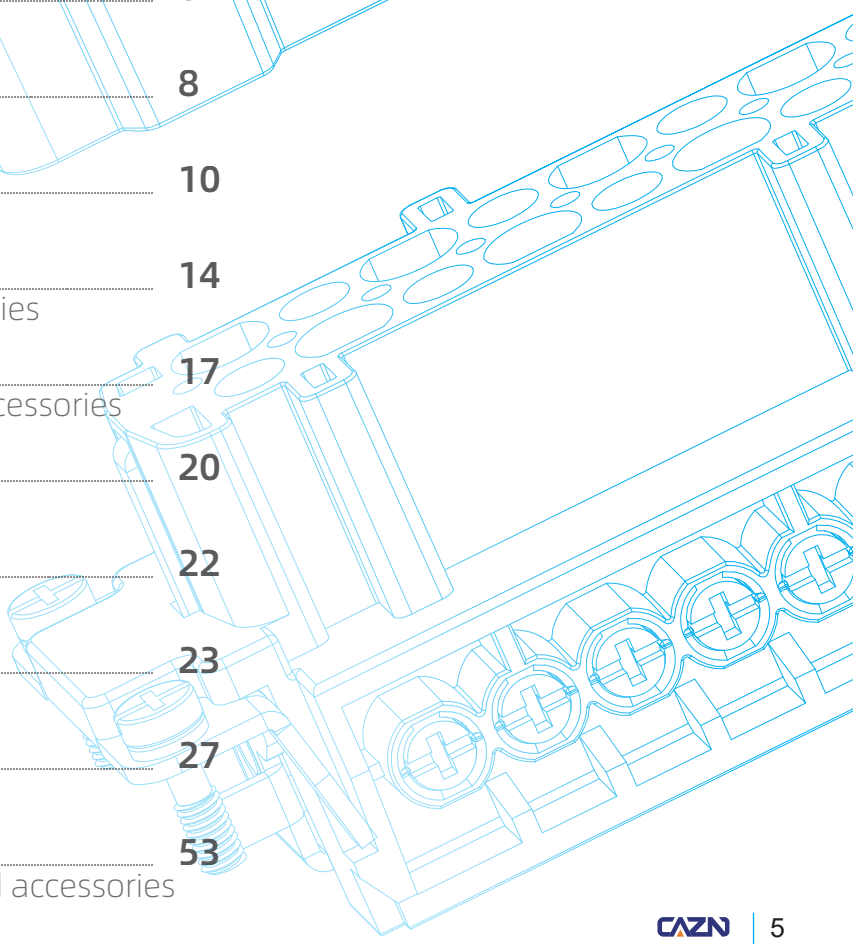

选型指南 SELECTION GUIDE

芯件对应针数和电气参数 Insert's pins number and Electrical parameters

系列Serie	型号P/N	针数量Contacts' Number	工作电流 Operating current A	工作电压 Operating voltage V	接线形式Wire Connection	冷压针镀银&镀金 Crimp Contacts Silver & Gold plated	适用外壳Suitable housings
HA	HA-003	3+PE	10	250	螺钉压接 Screw	-	H3A
	HA-004	4+PE	10	250	螺钉压接 Screw	-	H3A
	HA-010	10+PE	16	250	螺钉压接 Screw	-	H10A
	HA-016	16+PE	16	250	螺钉压接 Screw	-	H16A
	HA-032	32+PE	16	250	螺钉压接 Screw	-	H32A
	HAS-003	3+PE	10	400	弹片压接 Spring	-	H3A
	HAS-004	4+PE	10	400	弹片压接 Spring	-	H3A
系列Serie	型号P/N	针数量Contacts' Number	工作电流Operating current A	工作电压 Operating voltage V	接线形式Wire Connection	冷压针镀银&镀金 Crimp Contacts Silver & Gold plated	适用外壳Suitable housings
HE	HE-006	6+PE	16	500	螺钉压接 Screw 弹片压接 Spring 冷压接线 Crimp(Cold pressing) 快速压接Fast Crimp 双弹片压接 Double Spring	镀银MCS16/FCS16 Silver plated MCS16 / FCS16 镀金MCG16/FCG16 Gold plated MCS16 / FCS16	H6B
	HE-010	10+PE	16	500			H10B
	HE-016	16+PE	16	500			H16B
	HE-024	24+PE	16	500			H24B
	HE-032	32+PE	16	500			H32B
	HE-048	48+PE	16	500			H48B
系列Serie	型号P/N	针数量+高压保险针数量 Contacts' Number+High pressure safety contact numbers	工作电流 Operating current A	工作电压 Operating voltage V	接线形式 Wire Connection	冷压针镀银&镀金 Crimp Contacts Silver & Gold plated	适用外壳 Suitable housings
HVE	HVE-003	3+PE+2	16	830	螺钉压接 Screw	-	H10B
	HVE-006	6+PE+2	16	830		-	H16B
	HVE-010	10+PE+2	16	830		-	H24B
系列Serie	型号P/N	针数量Contacts' Number	工作电流 Operating current A	工作电压 Operating voltage V	接线形式Wire Connection	冷压针镀银&镀金 Crimp Contacts Silver & Gold plated	适用外壳Suitable housings
HEE	HEE-010	10+PE	16	500	冷压接线 Crimp(Cold pressing)	镀银MCS16/FCS16 Silver plated MCS16 / FCS16 镀金MCG16/FCG16 Gold plated MCS16 / FCS16	H6B
	HEE-018	18+PE	16	500			H10B
	HEE-032	32+PE	16	500			H16B
	HEE-046	46+PE	16	500			H24B
	HEE-064	64+PE	16	500			H32B
	HEE-092	92+PE	16	500			H48B
系列Serie	型号P/N	针数量Contacts' Number	工作电流 Operating current A	工作电压 Operating voltage V	接线形式Wire Connection	冷压针镀银&镀金 Crimp Contacts Silver & Gold plated	适用外壳Suitable housings
HEEE	HEEE-016	16+PE	16	400	冷压接线 Crimp(Cold pressing)	镀银MCS16/FCS16 Silver plated MCS16 / FCS16 镀金MCG16/FCG16 Gold plated MCS16 / FCS16	H6B
	HEEE-024	24+PE	16	400			H10B
	HEEE-040	40+PE	16	400			H16B
	HEEE-064	64+PE	16	400			H24B
	HEEE-072	72+PE	16	400			H24B
	HEEE-080	80+PE	16	400			H32B
	HEEE-128	128+PE	16	400			H48B
	HEEE-144	144+PE	16	400			H48B
系列Serie	型号P/N	针数量Contacts' Number	工作电流 Operating current A	工作电压 Operating voltage V	接线形式Wire Connection	冷压针镀银&镀金 Crimp Contacts Silver & Gold plated	适用外壳Suitable housings
HD	HD-007	7+PE	10	250	冷压接线 Crimp(Cold pressing)	镀银MCNS10/FCNS10 Silver plated MCNS10 / FCNS10 镀金MCNG10/FCNG10 Gold plated MCNG10 / FCNG10	H3A
	HD-008	8	10	50			H3A
	HD-015	15+PE	10	250			H10A
	HD-025	25+PE	10	250			H16A
	HD-040	40+PE	10	250			H16B
	HD-050	50+PE	10	250			H32A
	HD-064	64+PE	10	250			H24B
	HD-080	80+PE	10	250			H32B
	HD-128	128+PE	10	250			H48B
系列Serie	型号P/N	针数量Contacts' Number	工作电流 Operating current A	工作电压 Operating voltage V	接线形式Wire Connection	冷压针镀银&镀金 Crimp Contacts Silver & Gold plated	适用外壳Suitable housings
HDD	HDD-016	16+PE	10	250	冷压接线 Crimp(Cold pressing)	镀银MCNS10/FCNS10 Silver plated MCNS10 / FCNS10 镀金MCNG10/FCNG10 Gold plated MCNG10 / FCNG10	H6B
	HDD-024	24+PE	10	250			H6B
	HDD-042	42+PE	10	250			H10B
	HDD-072	72+PE	10	250			H16B
	HDD-108	108+PE	10	250			H24B
	HDD-144	144+PE	10	250			H32B
	HDD-216	216+PE	10	250			H48B
系列Serie	型号P/N	针数量Contacts' Number	工作电流 Operating current A	工作电压 Operating voltage V	接线形式Wire Connection	冷压针镀银&镀金 Crimp Contacts Silver & Gold plated	适用外壳Suitable housings
HSB	HSB-006	6+PE	35	690	螺钉压接 Screw	-	H16B
	HSB-012	12+PE	35	690	螺钉压接 Screw	-	H32B
系列Serie	型号P/N	针数量Contacts' Number	工作电流 Operating current A	工作电压 Operating voltage V	接线形式Wire Connection	冷压针镀银&镀金 Crimp Contacts Silver & Gold plated	适用外壳Suitable housings
HEAV	HEAV-006	6+PE	16	500	螺钉压接 Screw 弹片压接 Spring	-	H6B
	HEAV-010	10+PE	16	500		-	H10B
	HEAV-016	16+PE	16	500		-	H16B
	HEAV-024	24+PE	16	500		-	H24B

选型指南 SELECTION GUIDE

芯件对应针数和电气参数 Insert's pins number and Electrical parameters

系列Serie	型号P/N	针数量Contacts' Number	工作电流Operating current A	工作电压Operating voltage V	接线形式Wire Connection	冷压针镀银&镀金 Crimp Contacts Silver & Gold plated	适用外壳Suitable housings
HDAV	HDAV-040	40+PE	10	250	螺钉压接 Screw	-	H16B
	HDAV-064	64+PE	10	250		-	H24B
系列Serie	型号P/N	针数量Contacts' Number	工作电流Operating current A	工作电压Operating voltage V	接线形式Wire Connection		
HK HKW	HKN-4/0	4+PE	80	690	轴向压接 Axial Crimp	-	6B
	HK-4/0	4+PE	80	690	螺钉压接 Screw	-	16B
	HK-4/2	4/2+PE	80/16	690/400		-	16B
	HK-4/8	4/8+PE	80/16	400/400		-	24B
	HK-6/6	6/6+PE	100/16	690/400	轴向压接 Axial Crimp	-	24B
	HK-8/0	8+PE	100	690		-	24B
	HK-6/12	6/12+PE	40/10	690/400		-	16B
	HK-6/36	6/36+PE	40/10	690/250	冷压接 Crimp(Cold pressing)	MCS40/FCS40 MCNS10/FCNS10	16B
	HK-8/24	8/24+PE	16/10	400/250		MCS16/FCS16 MCNS10/FCNS10	10B
	HK-12/2	12/2+PE	40/10	500/250		MCS40/FCS40 MCNS10/FCNS10	16B
	HWK4/4	4/4+PE	40/16	690/400	螺钉压接 Screw	-	10B
	HWK4/6	4/6+PE	40/16	690/400		-	16B
	HWK6/6	6/6+PE	40/16	690/400		-	16B
	HWK3/6/6	3/6/6+PE	100/40/16	690/690/400		-	24B
系列Serie	型号P/N	针数量Contacts' Number	工作电流Operating current A	工作电压Operating voltage V	接线形式Wire Connection	冷压针镀银&镀金 Crimp Contacts Silver & Gold plated	适用外壳Suitable housings
HQ	HQ-005	5+PE	16	400	冷压针接线 Crimp(Cold pressing)	MCS16/FCS16(MCG16/FCG16)	3A
	HQ-007	7+PE	10	400	冷压针接线 Crimp(Cold pressing)D	MCNS10/FCNS10(MCNG10/FCNG10)	3A
	HQ-008	8+PE	16	500	冷压针接线 Crimp(Cold pressing)E	MCS16/FCS16(MCG16/FCG16)	8A
	HQ-017	17+PE	10	250	冷压针接线 Crimp(Cold pressing)D	MCNS10/FCNS10(MCNG10/FCNG10)	8A
	HQ4/2	4/2	40/10	690	冷压针接线 Crimp(Cold pressing)E/D	MCS40/FCS40 MCNS10/FCNS10	8A
	HQ-012	12+PE	10	400	冷压针接线 Crimp(Cold pressing)D	MCNS10/FCNS10(MCNG10/FCNG10)	3A
系列Serie	型号P/N	针数量Contacts' Number	工作电流Operating current A	工作电压Operating voltage V	接线形式Wire Connection	冷压针镀银&镀金 Crimp Contacts Silver & Gold plated	适用外壳Suitable housings
HM	H2MK-001	1	200	1000	冷压针接线 Crimp(Cold pressing) 轴向压接 Axial Crimp	MCKS200/FCKS200	HF6B HF10B HF16B HF24B
	HMK-001	1	100	830	冷压针接线 Crimp(Cold pressing)	MCKS100/FCKS100	
	H2MK-002	2	100	1000	冷压针接线 Crimp(Cold pressing) 轴向压接 Axial Crimp	MCKS100/FCKS100	
	HMK-70-002	2	70	1000		MCKS70/FCKS70	
	HMK-002	2	40	1000		MCS40/FCS40	
	HMK-003	3	40	690		MCS40/FCS40	
	HMK-003/4	3/4	40/10	500	冷压接线 Crimp(Cold pressing)	MCS40/FCS40 MCNS10/FCNS10	
	HMK-004	4	40	830		MCS40/FCS40	
	HME-005	5	40	830	弹片压接 Spring	-	
	HME-006	6	16	400	冷压接线 Crimp(Cold pressing)	MCS16/FCS16(MCG16/FCG16)	
	HVME-006	6	16	500		MCS16/FCS16(MCG16/FCG16)	
	HMEE-008	8	16	400		MCS16/FCS16(MCG16/FCG16)	
	H2MEE-020	20	16	500		MCS16/FCS16(MCG16/FCG16)	
	HMD-012	12	10	250		MCNS10/FCNS10(MCNG10/FCNG10)	
	HMDD-017	17	10	160		MCNS10/FCNS10(MCNG10/FCNG10)	
	HMDS-009	9	5	50		MCS5/FCS5(MCG5/FCG5)	
	HMDS-025	20	4	50		MCS5/FCS5(MCG5/FCG5)	
	HM-RJ45	8	1	50	RJ45接口interface	-	
	HMP-002	2	-	-	气动接口 Pneumatic interface	-	
	HMP-003	3	-	-		-	
	PC-1.6	1	-	-	气动针 Pneumatic pin	-	
	PC-3.0	1	-	-		-	
	PC-4.0	1	-	-		-	
	PC-6.0	1	-	-		-	
	PCS-6.0	1	-	-		-	
	HM-000	-	-	-	空置模块Vacant modules	-	
系列Serie	型号P/N	可装配模块数量 Number of Assembly module					适用外壳 Suitable housings
模块	HF6B	2					H6B
	HF10B	3					10B
	HF16B	4					16B
	HF24B	6					24B

技术参数 Technical Characteristics

规范	Specifications	
规范	Specifications	DIN EN 60 664
		DIN EN 61 984
插芯	**Inserts**	
接插件针数	Number Of Contacts	3,4,10,16,32(2x16)+PE
HA-003/004		
额定电流	Rated Current	10A
相对地额定电压	Rated Voltage Conductor-ground	230V
相间额定电压	Rated Voltage Conductor-conductor	400V
额定脉冲电压	Rated Impulse Voltage	4kV
污染程度	Pollution Degree	3
或	Or	10A 250V 4kV 3
HA-010/016		
额定电流	Rated Current	16A
额定电压	Rated Voltage	250V
额定脉冲电压	Rated Impulse Voltage	4kV
污染程度	Pollution Degree	3
污染等级2时的参数	Pollution Degree 2 Also	16A 230/400V 4kV 2
依据UL/CSA额定电压	Rated Voltage Acc.To UI CSA	600V
绝缘电阻	Insulation Resistance	$\geq 10^{10}\Omega$
材料	Material	聚碳酸酯 Polycarbonate
工作温度范围	Limiting Temperatures	-40℃...+125℃
阻燃等级	Flammability Acc.To UI94	V0
可拔插次数	Mechanical Working Life-mating Cycles	≥500
插针	**Contacts**	
材料	Material	铜合金 Copper Alloy
表面处理	Surface	镀金 Hard-gold Plated
		镀银 Hard-silver Plated
接触电阻	Contact Resistance	≤1mΩ
螺钉连接	Screw Terminal	
导线规格	Wire Gauge	1.0-2.5mm²
AWG	AWG	18-14
拧紧力矩	Tightening Torque	0.25Nm (HA-003/004) or
		0.5Nm (HA-010/016)

电流负载能力 Current Carrying Capacity

电流负载能力所受的限制主要来自包含接插针的接插体可承受的最大温度
The current carrying is limited by maximum temperature of materials for Inserts and contacts including terminals.
测试和控制过程依据 Measuring and testing techniques according to DIN EN 60512-5

①线径 Wire gauge：2.5mm² ②线径 Wire gauge：1.5mm² ③线径 Wire gauge：1.0mm²

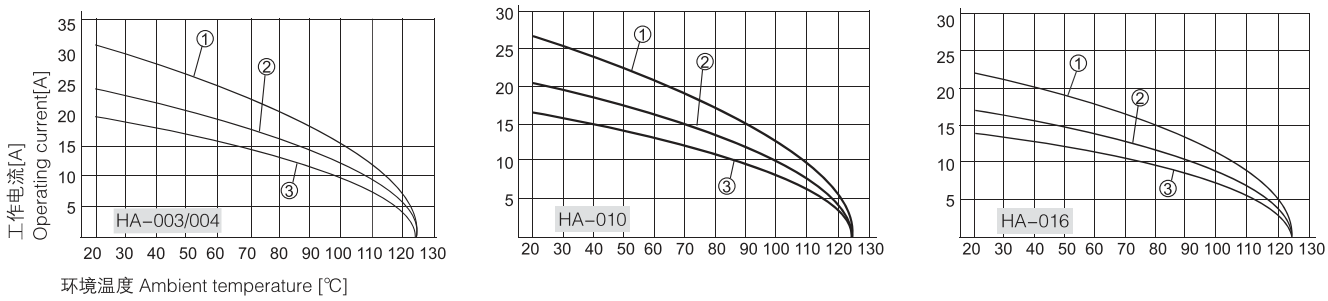

HA 小型插芯 The Slim Inserts

	插芯 Inserts	型号 Type	尺寸图 Dimensions
HA-003 螺丝连接  HA-003 Screw terminal	公 Male 母 Female	HA-003-M HA-003-F	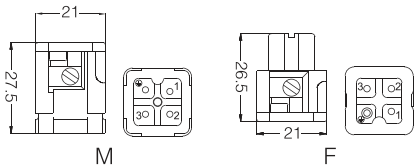
HA-004 螺丝连接  HA-004 Screw terminal	公 Male 母 Female	HA-004-M HA-004-F	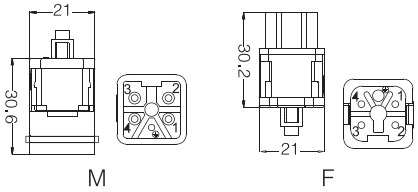
HA-010 螺丝连接  HA-010 Screw terminal	公 Male 母 Female	HA-010-M HA-010-F	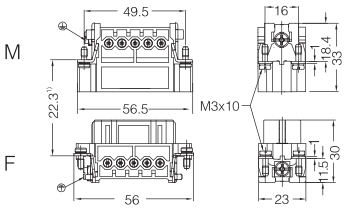
HA-016 螺丝连接  HA-016 Screw terminal	公 Male 母 Female	HA-016-M HA-016-F	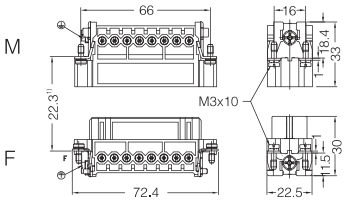
HA-032 螺丝连接  HA-032 Screw terminal	公 Male 母 Female	HA-016-M(1-16) HA-016-M(17-32) HA-016-F(1-16) HA-016-F(17-32)	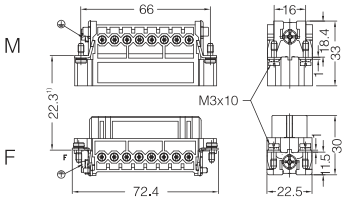

技术参数 Technical Characteristics

规范	Specifications	
规范	Specifications	DIN EN 60 664
		DIN EN 61 984
插芯	**Inserts**	
依据 EN 61 984的电气数据	Electrical Data Acc. To EN 61 984	
接插件针数	Number Of Contacts	6,10,16,24,32(2x16),48(2x24)+PE
额定电流	Rated Current	16A
额定电压	Rated Voltage	500V
额定脉冲电压	Rated Impulse Voltage	6kV
污染程度	Pollution Degree	3
污染等级2时的参数	Pollution Degree 2 Also	16A 400/690V 6kV 2
依据UL/CSA额定电压	Rated Voltage Acc.To UI CSA	600V
绝缘电阻	Insulation Resistance	≥10^{10}Ω
材料	Material	聚碳酸酯 Polycarbonate
工作温度范围	Limiting Temperatures	-40℃...+125℃
依据UL94阻燃等级	Flammability Acc.To UL94	V0
可拔插次数	Mechanical Working Life-mating Cycles	≥500
插针	**Contacts**	
材料	Material	铜合金 Copper Alloy
表面处理	Surface	镀金 Hard-gold Plated
		镀银 Hard-silver Plated
接触电阻	Contact Resistance	≤1mΩ
螺钉连接	Screw Terminal	
导线规格	Wire Gauge	0.14-2.5mm²
AWG	AWG	26-14
拧紧力矩	Tightening Torque	0.5Nm
剥线长度	Stripping length	7.0mm
冷压连接	Crimp Terminal	
导线规格	Wire Gauge	0.14-4.0mm²
AWG	AWG	26-12
剥线长度	Stripping length	7.5mm
弹片连接	Cage-clamp	
导线规格	Wire Gauge	0.14-2.5mm²
AWG	AWG	26-14
剥线长度	Stripping length	7-9mm

电流负载能力 Current Carrying Capacity

电流负载能力所受的限制主要来自包含接插针的接插体可承受的最大温度
The current carrying is limited by maximum temperature of materials for Inserts and contacts including terminals.
测试和控制过程依据 Measuring and testing techniques according to DIN EN 60512-5

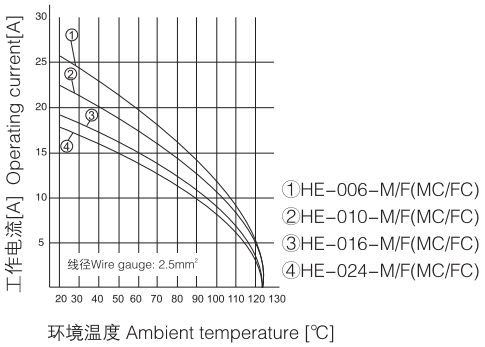

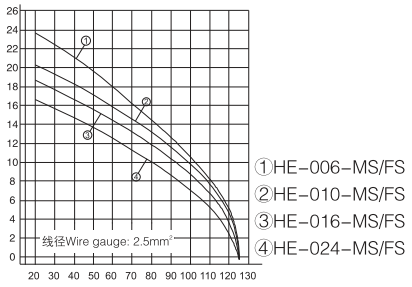

HE 常规型插芯 Standard Inserts

	插芯 Inserts	型号 Type	尺寸图 Dimensions
HE-006 螺丝连接	公 Male 母 Female	HE-006-M HE-006-F	500V 16A 6+ ⏚
 HE-006 Screw terminal			接插体之间的最大距离21mm Distance for contact max.21mm 匹配 6B 外壳 Mactching 6B Hood Housing
HE-006 冷压连接	公 Male 母 Female	HE-006-MC HE-006-FC	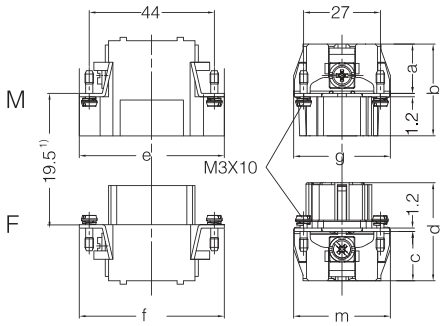
 HE-006 Crimp terminal			
HE-006 弹片连接	公 Male 母 Female	HE-006-MS HE-006-FS	
 HE-006 Cage-clamp			

	a	b	e	g	c	d	f	m
M/F	16	32.4	51	34	16.8	34.5	50.5	34
MC/FC	18	33	51	34	18	35	50.5	34
MS/FS	18	33.3	51	34	18.2	35.4	50.5	34

HE-010 螺丝连接	公 Male 母 Female	HE-010-M HE-010-F	500V 16A 10+ ⏚
 HE-010 Screw terminal			接插体之间的最大距离21mm Distance for contact max.21mm 匹配 10B 外壳 Mactching 10B Hood Housing
HE-010 冷压连接	公 Male 母 Female	HE-010-MC HE-010-FC	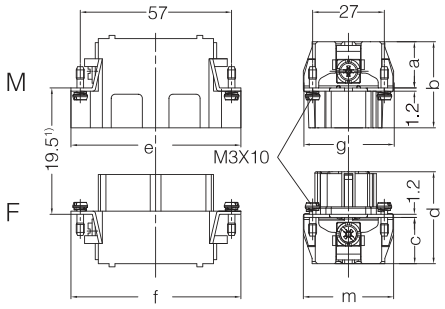
 HE-010 Crimp terminal			
HE-010 弹片连接	公 Male 母 Female	HE-010-MS HE-010-FS	
 HE-010 Cage-clamp			

	a	b	e	g	c	d	f	m
M/F	16.5	32	64.5	34	16.8	34.2	64	34
MC/FC	18	33	64	34	17.5	35.2	64	34
MS/FS	18.5	33.5	64	34	18.5	35.6	64	34

HE-016 螺丝连接	公 Male 母 Female	HE-016-M HE-016-F	500V 16A 16+ ⏚
 HE-016 Screw terminal			接插体之间的最大距离21mm Distance for contact max.21mm 匹配 16B 外壳 Mactching 16B Hood Housing
HE-016 冷压连接	公 Male 母 Female	HE-016-MC HE-016-FC	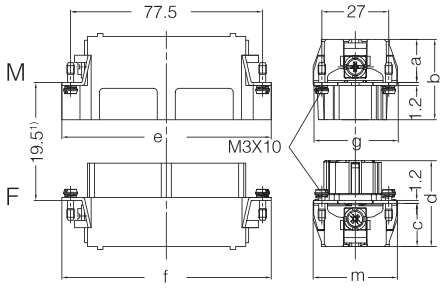
 HE-016 Crimp terminal			
HE-016 弹片连接	公 Male 母 Female	HE-016-MS HE-016-FS	
 HE-016 Cage-clamp			

	a	b	e	g	c	d	f	m
M/F	17	32.5	84.2	34	17	34.5	84.2	33.5
MC/FC	18	33.5	84.5	34	18	35	84.5	34
MS/FS	18	33.7	84.5	34	18.2	35.5	84.5	34

HE 常规型插芯 Standard Inserts

	插芯 Inserts	型号 Type	尺寸图 Dimensions
HE-024 螺丝连接	公 Male 母 Female	HE-024-M HE-024-F	500V 16A 24+⏚
 HE-024 Screw terminal			接插体之间的最大距离21mm 匹配 24B 外壳 Distance for contact max.21mm Mactching 24B Hood Housing
HE-024 冷压连接	公 Male 母 Female	HE-024-MC HE-024-FC	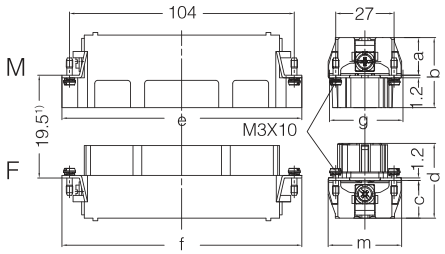
 HE-024 Crimp terminal			
HE-024 弹片连接	公 Male 母 Female	HE-024-MS HE-024-FS	
 HE-024 Cage-clamp			
				a	b	e	g	c	d	f	m
---	---	---	---	---	---	---	---	---	---	---	---
M/F	17	32.5	111	33.5	17	34.5	111	33.5
MC/FC	18.3	33.5	111	34	18.3	35.5	111	34
MS/FS	18.5	33.6	111	34	18.5	35.6	111	34

HE-032 螺丝连接	公 Male	HE-016-M(1-16) HE-016-M(17-32)	500V 16A 32+ ⏚
 HE-032 Screw terminal	母 Female	HE-016-F(1-16) HE-016-F(17-32)	接插体之间的最大距离21mm 匹配 32B 外壳 Distance for contact max.21mm Mactching 32B Hood Housing
HE-032 冷压连接	公 Male	HE-016-MC(1-16) HE-016-MC(17-32)	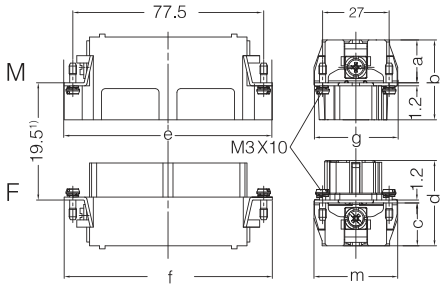
 HE-032 Crimp terminal	母 Female	HE-016-FC(1-16) HE-016-FC(17-32)	
HE-032 弹片连接	公 Male	HE-016-MS(1-16) HE-016-MS(17-32)	
 HE-032 Cage-clamp	母 Female	HE-016-FS(1-16) HE-016-FS(17-32)	

	a	b	e	g	c	d	f	m
M/F	17	32.5	84.2	34	17	34.5	84.2	33.5
MC/FC	18	33.5	84.5	34	18	35	84.5	34
MS/FS	18	33.7	84.5	34	18.2	35.5	84.5	34

HE-048 螺丝连接	公 Male	HE-024-M(1-24) HE-024-M(25-48)	500V 16A 48+ ⏚
 HE-048 Screw terminal	母 Female	HE-024-F(1-24) HE-024-F(25-48)	接插体之间的最大距离21mm 匹配 48B 外壳 Distance for contact max.21mm Mactching 48B Hood Housing
HE-048 冷压连接	公 Male	HE-024-MC(1-24) HE-024-MC(25-48)	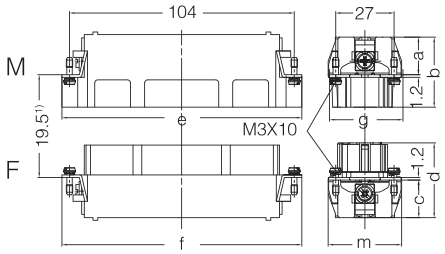
 HE-048 Crimp terminal	母 Female	HE-024-FC(1-24) HE-024-FC(25-48)	
HE-048 弹片连接	公 Male	HE-024-MS(1-24) HE-024-MS(25-48)	
 HE-048 Cage-clamp	母 Female	HE-024-FS(1-24) HE-024-FS(25-48)	

	a	b	e	g	c	d	f	m
M/F	17	32.5	111	33.5	17	34.5	111	33.5
MC/FC	18.3	33.5	111	34	18.3	35.5	111	34
MS/FS	18.5	33.6	111	34	18.5	35.6	111	34

附件 Accessories

16A 冷压针 Crimp contacts	公 Male	母 Female	尺寸图 Dimensions
接触电阻 Contact resistance ≤1mΩ 镀银 Silver plated 	MCS16-0.37 MCS16-0.5 MCS16-0.75 MCS16-1.0 MCS16-1.5 MCS16-2.5 MCS16-3.0 MCS16-4.0	FCS16-0.37 FCS16-0.5 FCS16-0.75 FCS16-1.0 FCS16-1.5 FCS16-2.5 FCS16-3.0 FCS16-4.0	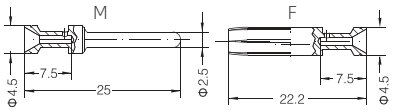
镀金 Gold plated 	MCG16-0.37 MCG16-0.5 MCG16-0.75 MCG16-1.0 MCG16-1.5 MCG16-2.5 MCG16-4.0	FCG16-0.37 FCG16-0.5 FCG16-0.75 FCG16-1.0 FCG16-1.5 FCG16-2.5 FCG16-4.0	
冷压钳 Crimping tool 	压接线径 Wire gauge 0.5-4mm²	型号 Type TL02	
退针器 Removal tool 	适用类型 For 16A 冷压针 16A Crimp contacts	型号 Type TL01	

标示 Identification	线规 Wire gague		剥线长度 Stripping length
no groove	0.14-0.37mm²	AWG 26-22	7.5mm
no groove	0.5mm²	AWG 20	7.5mm
1 groove	0.75mm²	AWG 18	7.5mm
1 groove	1.0mm²	AWG 18	7.5mm
2 groove	1.5mm²	AWG 16	7.5mm
3 groove	2.5mm²	AWG 14	7.5mm
wide groove	3mm²	AWG 12	7.5mm
no groove	4mm²	AWG 12	7.5mm

HEE 系列/ HEE SERIES

技术参数 Technical Characteristics

规范	Specifications	
规范	Specifications	DIN EN 60 664
		DIN EN 61 984
插芯	**Inserts**	
依据 EN 61 984的电气数据	Electrical Data Acc. To EN 61 984	
接插件针数	Number Of Contacts	10,18,32,46,40,64(2x32),92(2x46)+PE
额定电流	Rated Current	16A
额定电压	Rated Voltage	500V
额定脉冲电压	Rated Impulse Voltage	6kV
污染程度	Pollution Degree	3
污染等级2时的参数	Pollution Degree 2 Also	16A 830 8kV 2
依据UL/CSA额定电压	Rated Voltage Acc.To UI CSA	600V
绝缘电阻	Insulation Resistance	≥10^{10}Ω
材料	Material	聚碳酸酯 Polycarbonate
工作温度范围	Limiting Temperatures	-40℃...+125℃
依据阻燃等级	Flammability Acc.To UL94	V0
可拔插次数	Mechanical Working Life-mating Cycles	≥500
插针	**Contacts**	
材料	Material	铜合金 Copper Alloy
表面处理	Surface	镀金 Hard-gold Plated
		镀银 Hard-silver Plated
接触电阻	Contact Resistance	≤1mΩ
冷压连接	Crimp Terminal	
导线规格	Wire Gauge	0.14-4.0mm²
AWG	Awg	26-12
剥线长度	Stripping length	7.5mm

电流负载能力 Current Carrying Capacity

电流负载能力所受的限制主要来自包含接插针的接插体可承受的最大温度
The current carrying is limited by maximum temperature of materials for Inserts and contacts including terminals.
测试和控制过程依据 Measuring and testing techniques according to DIN EN 60512-5

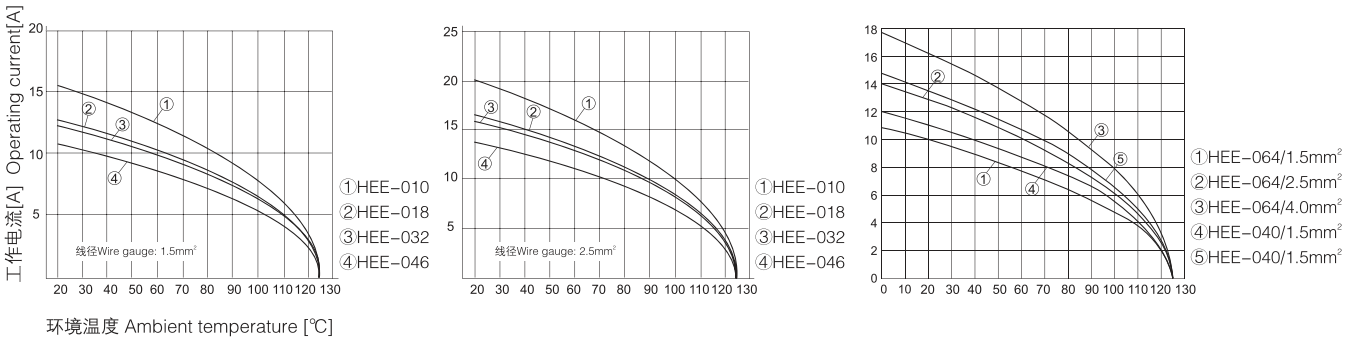

HEE调整插针分布可提高工作电压至1000V/ Modified contact arrangement up to 1000V

HEE接插体在装满针时,在绝缘等级3(C)时,其工作电压可达到500V。但其插针分布经过调整,同样在绝缘等级3(C)时,其工作电压允许值可达到1000V。
The connector seris HEE equipped with all contacts may be used for voltages up to 500V ~ pollution degree 3.A modified contact loading arrangement permits use up to 1000V ~ pollution degree also in pollution degree C.

调整后插针分布 Contact arrangement view from termination side

690V-绝缘等级3C Pollution degree 3

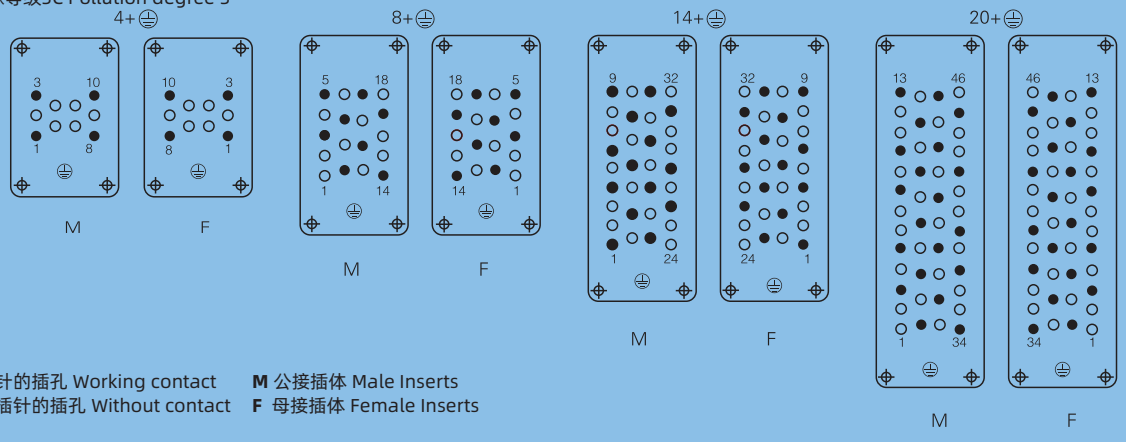

● 装有插针的插孔 Working contact
○ 不装有插针的插孔 Without contact
M 公接插体 Male Inserts
F 母接插体 Female Inserts

调整后插针分布 Contact arrangement view from termination side

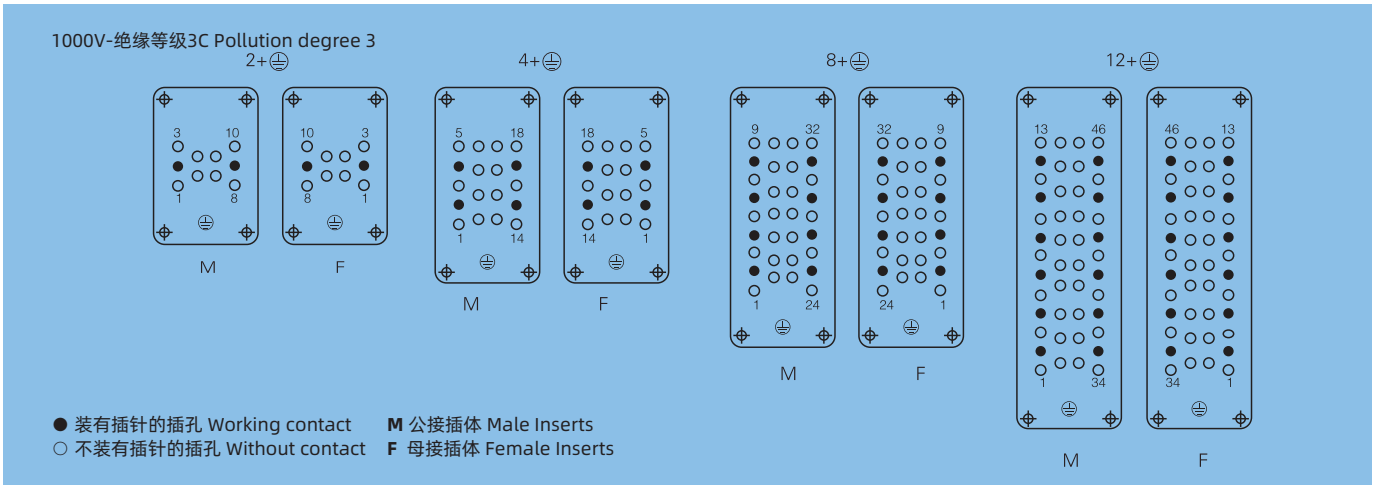

高密度型插芯 High-Density Inserts

	插芯 Inserts	型号 Type	尺寸图 Dimensions
HEE-010 冷压连接  HEE-010 Crimp terminal	公 Male 母 Female	HEE-010-MC HEE-010-FC	500V 16A 10+⏚ 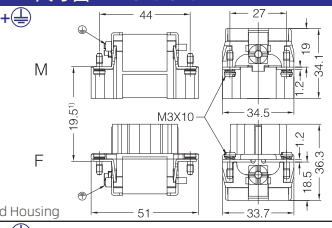 匹配 6B 外壳 Mactching 6B Hood Housing
HEE-018 冷压连接  HEE-018 Crimp terminal	公 Male 母 Female	HEE-018-MC HEE-018-FC	500V 16A 18+⏚ 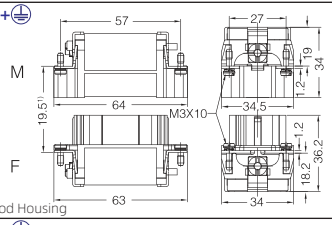 匹配 10B 外壳 Mactching 10B Hood Housing
HEE-032 冷压连接  HEE-032 Crimp terminal	公 Male 母 Female	HEE-032-MC HEE-032-FC	500V 16A 32+⏚ 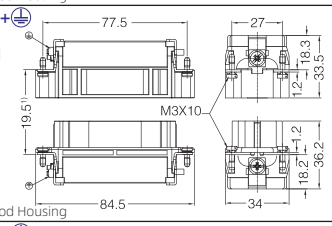 匹配 16B 外壳 Mactching 16B Hood Housing
HEE-046 冷压连接  HEE-046 Crimp terminal	公 Male 母 Female	HEE-046-MC HEE-046-FC	500V 16A 46+⏚ 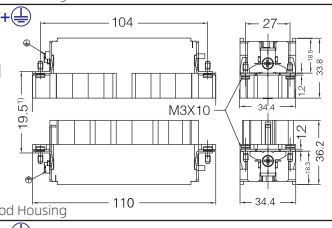 匹配 24B 外壳 Mactching 24B Hood Housing
HEE-064 冷压连接  HEE-064 Crimp terminal	公 Male	HEE-032-MC(1-32) HEE-032-MC(33-64)	500V 16A 64+⏚ 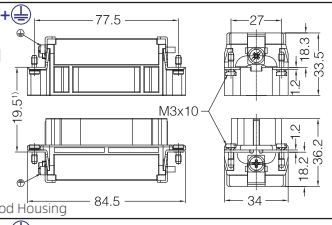 匹配 32B 外壳 Mactching 32B Hood Housing
	母 Female	HEE-032-FC(1-32) HEE-032-FC(33-64)	
HEE-092 冷压连接  HEE-092 Crimp terminal	公 Male	HEE-046-MC(1-46) HEE-046-MC(47-92)	500V 16A 92+⏚ 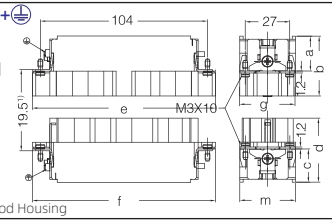 匹配 48B 外壳 Mactching 48B Hood Housing
	母 Female	HEE-046-FC(1-46) HEE-046-FC(47-92)	

	插芯 Inserts	型号 Type	尺寸图 Dimensions
HEEE-040 冷压连接  HEEE-040 Crimp terminal	公 Male 母 Female	HEEE-040-MC HEEE-040-FC	500V 16A 40+ 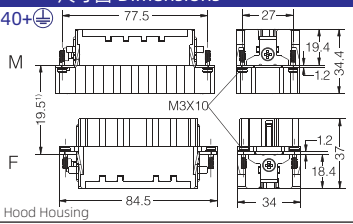 匹配 16B 外壳 Mactching 16B Hood Housing
HEEE-064 冷压连接  HEEE-064 Crimp terminal	公 Male 母 Female	HEEE-064-MC HEEE-064-FC	500V 16A 64+ 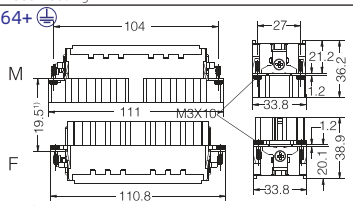 匹配 24B 外壳 Mactching 24B Hood Housing

附件 Accessories

16A 冷压针 Crimp contacts	公 Male	母 Female	尺寸图 Dimensions
接触电阻 Contact resistance ≤1mΩ 镀银 Silver plated 	MCS16-0.37 MCS16-0.5 MCS16-0.75 MCS16-1.0 MCS16-1.5 MCS16-2.5 MCS16-3.0 MCS16-4.0	FCS16-0.37 FCS16-0.5 FCS16-0.75 FCS16-1.0 FCS16-1.5 FCS16-2.5 FCS16-3.0 FCS16-4.0	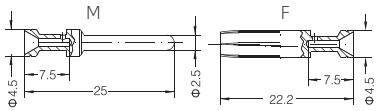
镀金 Gold plated 	MCG16-0.37 MCG16-0.5 MCG16-0.75 MCG16-1.0 MCG16-1.5 MCG16-2.5 MCG16-4.0	FCG16-0.37 FCG16-0.5 FCG16-0.75 FCG16-1.0 FCG16-1.5 FCG16-2.5 FCG16-4.0	
冷压钳 Crimping tool 	压接线径 Wire gauge 0.5-4mm²	型号 Type TL02	
退针器 Removal tool 	适用类型 For 16A 冷压针 16A Crimp contacts	型号 Type TL01	

标示 Identification	线规 Wire gague		剥线长度 Stripping length
no groove	0.14-0.37mm²	AWG 26-22	7.5mm
no groove	0.5mm²	AWG 20	7.5mm
1 groove	0.75mm²	AWG 18	7.5mm
1 groove	1.0mm²	AWG 18	7.5mm
2 groove	1.5mm²	AWG 16	7.5mm
3 groove	2.5mm²	AWG 14	7.5mm
wide groove	3mm²	AWG 12	7.5mm
no groove	4mm²	AWG 12	7.5mm

技术参数 Technical Characteristics

规范	Specifications	
规范	Specifications	DIN EN 60 664
		DIN EN 61 984
插芯	**Inserts**	
依据 EN 61 984的电气数据	Electrical Data Acc. To EN 61 984	
接插件针数	Number Of Contacts	7,8,15,25,40,50(25x2),64,80(40x2),128(64x2)+PE
额定电流	Rated Current	10A
额定电压	Rated Voltage	250V
额定脉冲电压	Rated Impulse Voltage	4kV
污染程度	Pollution Degree	3
污染等级2时的参数	Pollution Degree 2 Also	10A 230/400V 4kV 2
依据UL/CSA额定电压	Rated Voltage Acc.To UI CSA	600V
依据CSA绕线连接的额定电压	Rated Voltage For Wrap Terminal Acc.To CSA	2A 30V
HD-008的电气数据		
额定电流	Rated Current	10A
额定电压	Rated Voltage	~50V/-120V
额定脉冲电压	Rated Impulse Voltage	4kV
污染程度	Pollution Degree	3
依据UL/CSA额定电压	Rated Voltage Acc.To UI CSA	50V
额定电压（直流电压）	Rated Voltage	120V
绝缘电阻	Insulation Resistance	$\geq 10^{10}\Omega$
材料	Material	聚碳酸酯 Polycarbonate
工作温度范围	Limiting Temperatures	-40℃...+125℃
依据UL94阻燃等级	Flammability Acc.To UL94	V0
可拔插次数	Mechanical Working Life-mating Cycles	≥500
插针	**Contacts**	
材料	Material	铜合金 Copper Alloy
表面处理	Surface	镀金 Hard-gold Plated
		镀银 Hard-silver Plated
接触电阻	Contact Resistance	≤3mΩ
冷压连接	Crimp Terminal	
导线规格	Wire Gauge	0.14-2.5mm²
AWG	AWG	26-14

电流负载能力 Current Carrying Capacity

电流负载能力所受的限制主要来自包含接插针的接插体可承受的最大温度
The current carrying is limited by maximum temperature of materials for Inserts and contacts including terminals.
测试和控制过程依据 Measuring and testing techniques according to DIN EN 60512-5

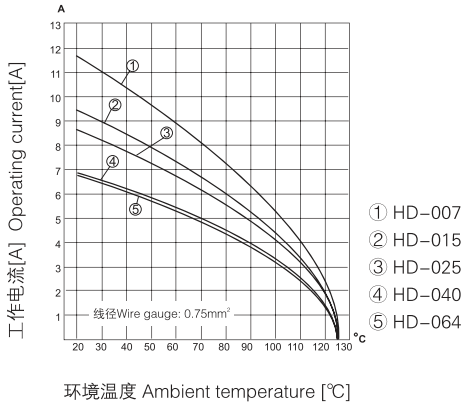

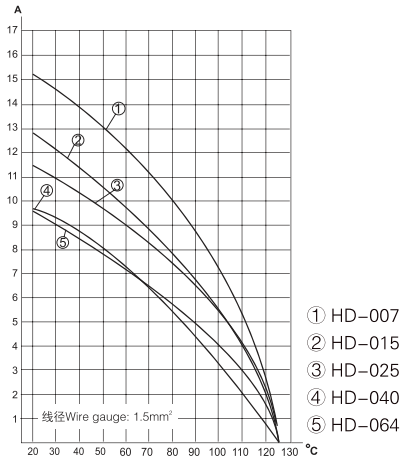

HD调整插针分布可提高工作电压至500V/ Modified contact arrangement up to 500V

HD接插体在装满针时,在绝缘等级3(C)时,其工作电压可达到250V。但其插针分布经过调整,同样在绝缘等级3(C)时,其工作电压允许值可达到500V。
The connector seris HD equipped with all contacts may be used for voltages up to 250V ~ pollution degree 3.A modified contact loading arrangement permits use up to 500V ~ pollution degree also in pollution degree C.

调整后插针分布 Contact arrangement view from termination side

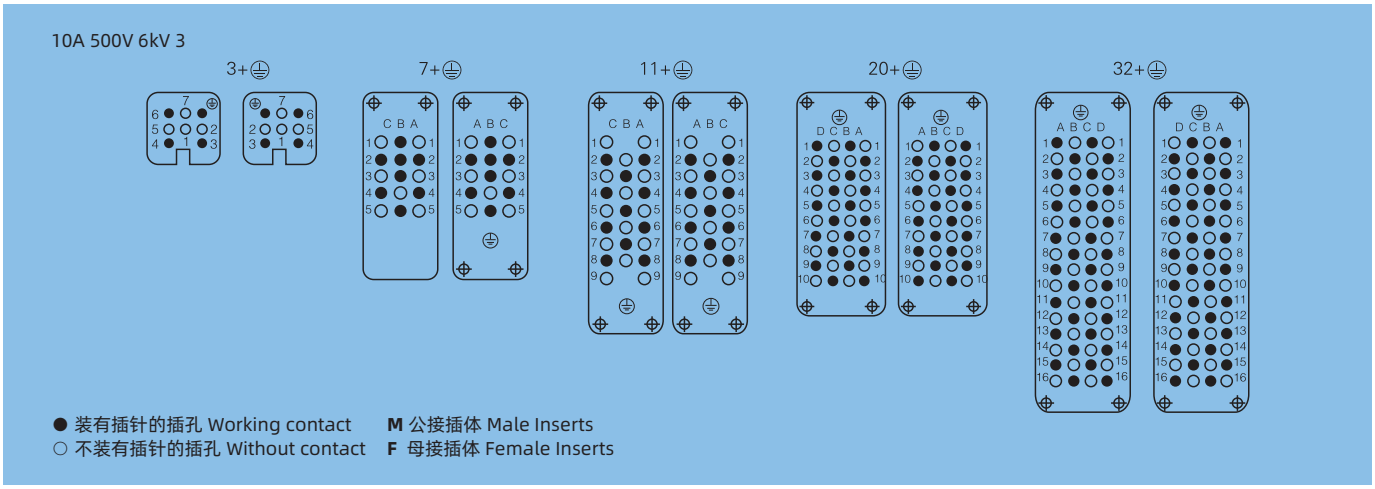

HD 超高密度型插芯 Ultra-High Density Inserts

	插芯 Inserts	型号 Type	尺寸图 Dimensions
HD-007 冷压连接  HD-007 Crimp terminal	公 Male 母 Female	HD-007-MCN HD-007-FCN	250V 10A 7+⏚ 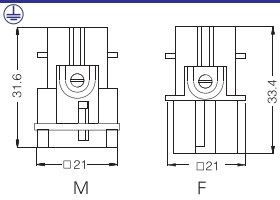 匹配 3A 外壳 Mactching 3A Hood Housing
HD-008 冷压连接  HD-008 Crimp terminal	公 Male 母 Female	HD-008-MCN HD-008-FCN	-120V/~50V 10A 8+⏚ 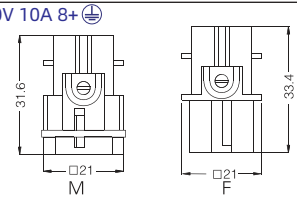 匹配 3A 外壳 Mactching 3A Hood Housing
HD-015 冷压连接  HD-015 Crimp terminal	公 Male 母 Female	HD-015-MCN HD-015-FCN	250V 10A 15+⏚ 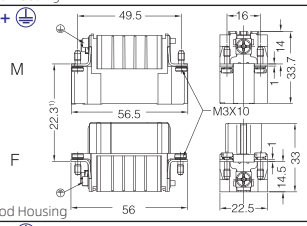 匹配 10A 外壳 Mactching 10A Hood Housing
HD-025 冷压连接  HD-025 Crimp terminal	公 Male 母 Female	HD-025-MCN HD-025-FCN	250V 10A 25+⏚ 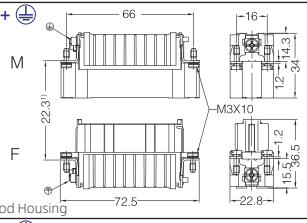 匹配 16A 外壳 Mactching 16A Hood Housing
HD-040 冷压连接  HD-040 Crimp terminal	公 Male 母 Female	HD-040-MCN HD-040-FCN	250V 10A 40+⏚ 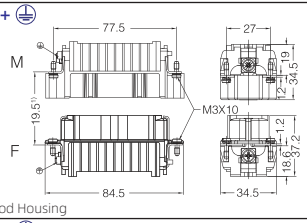 匹配 16B 外壳 Mactching 16B Hood Housing
HD-050 冷压连接  HD-050 Crimp terminal	公 Male	HD-025-MCN(1-25) HD-025-MCN(1-25)	250V 10A 50+⏚ 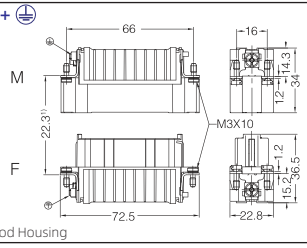 匹配 32A 外壳 Mactching 32A Hood Housing
	母 Female	HD-025-FCN(1-25) HD-025-FCN(1-25)	

	插芯 Inserts	型号 Type	尺寸图 Dimensions
HD-064 冷压连接  HD-064 Crimp terminal	公 Male 母 Female	HD-064-MCN HD-064-FCN	250V 10A 64+ 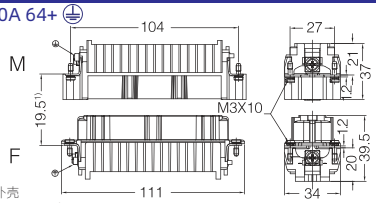 匹配 24B 外壳 Mactching 24B Hood Housing
HD-080 冷压连接  HD-080 Crimp terminal	公 Male	HD-040-MCN(1-40) HD-040-MCN(1-40)	250V 10A 80+ 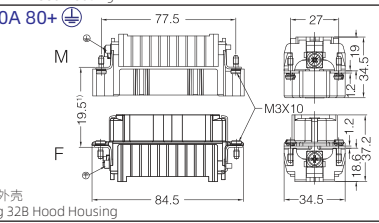 匹配 32B 外壳 Mactching 32B Hood Housing
	母 Female	HD-040-FCN(1-40) HD-040-FCN(1-40)	
HD-128 冷压连接  HD-128 Crimp terminal	公 Male	HD-064-MCN(1-64) HD-064-MCN(1-64)	250V 10A 128+ 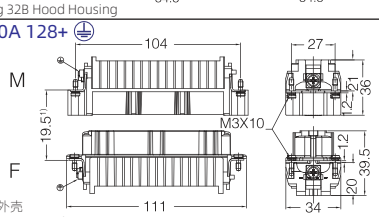 匹配 48B 外壳 Mactching 48B Hood Housing
	母 Female	HD-064-FCN(1-64) HD-064-FCN(1-64)	

附件 Accessories

10A 冷压针 Crimp contacts	公 Male	母 Female	尺寸图 Dimensions
接触电阻 Contact resistance ≤3mΩ 镀银 Silver plated 	MCNS10-0.37 MCNS10-0.5 MCNS10-0.75 MCNS10-1.0 MCNS10-1.5 MCNS10-2.5	FCNS10-0.37 FCNS10-0.5 FCNS10-0.75 FCNS10-1.0 FCNS10-1.5 FCNS10-2.5	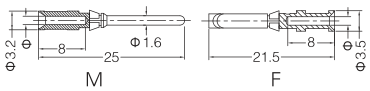
镀金 Gold plated 	MCNG10-0.37 MCNG10-0.5 MCNG10-0.75 MCNG10-1.0 MCNG10-1.5 MCNG10-2.5	FCNG10-0.37 FCNG10-0.5 FCNG10-0.75 FCNG10-1.0 FCNG10-1.5 FCNG10-2.5	
冷压钳 Crimping tool 	压接线径 Wire gauge 0.14-4mm²	型号 Type TL02	
退针器 Removal tool 	适用类型 For 10A 冷压针 10A Crimp contacts	型号 Type TL00	

线规 Wire gague		ϕ	剥线长度 Stripping length
0.14-0.37mm²	AWG 26-22	0.9	8 mm
0.5mm²	AWG 20	1.1	8 mm
0.75mm²	AWG 18	1.3	8 mm
1.0mm²	AWG 18	1.45	8 mm
1.5mm²	AWG 16	1.75	8 mm
2.5mm²	AWG 14	2.25	6 mm

HDD 系列/ HDD SERIES

技术参数 Technical Characteristics

规范	Specifications	
规范	Specifications	DIN EN 60 664
		DIN EN 61 984
插芯	**Inserts**	
依据 EN 61 984的电气数据	Electrical Data Acc. To EN 61 984	
接插件针数	Number Of Contacts	24,42,72,108,144(72x2),216(108x2)+PE
额定电流	Rated Current	10A
额定电压	Rated Voltage	250V
额定脉冲电压	Rated Impulse Voltage	4kV
污染程度	Pollution Degree	3
污染等级2时的参数	Pollution Degree 2 Also	10A 230/400V 4kV 2
依据UL/CSA额定电压	Rated Voltage Acc.To UI CSA	600V
绝缘电阻	Insulation Resistance	≥10^{10}Ω
材料	Material	聚碳酸酯 Polycarbonate
工作温度范围	Limiting Temperatures	-40℃...+125℃
依据UL94阻燃等级	Flammability Acc.To UL94	V0
可拔插次数	Mechanical Working Life-mating Cycles	≥500
插针	**Contacts**	
材料	Material	铜合金 Copper Alloy
表面处理	Surface	镀金 Hard-gold Plated
		镀银 Hard-silver Plated
接触电阻	Contact Resistance	≤3mΩ
冷压连接	Crimp Terminal	
导线规格	Wire Gauge	0.14-2.5mm²
AWG	AWG	26-14

电流负载能力 Current Carrying Capacity

电流负载能力所受的限制主要来自包含接插针的接插体可承受的最大温度
The current carrying is limited by maximum temperature of materials for Inserts and contacts including terminals.
测试和控制过程依据 Measuring and testing techniques according to DIN EN 60512-5

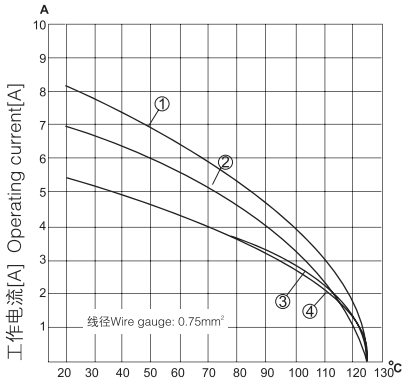

① HDD–024
② HDD–042
③ HDD–072
④ HDD–108

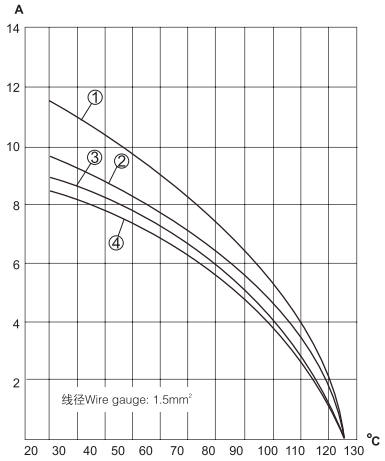

① HDD–024
② HDD–042
③ HDD–072
④ HDD–108

HDD调整插针分布可提高工作电压至500V/ Modified contact arrangement up to 500V

HDD接插体在装满针时,在绝缘等级3(C)时,其工作电压可达到250V。但其插针分布经过调整,同样在绝缘等级3(C)时,其工作电压允许值可达到500V。
The connector seris HDD equipped with all contacts may be used for voltages up to 250V ~ pollution degree 3.A modified contact loading arrangement permits use up to 500V ~ pollution degree also in pollution degree C.

调整后插针分布 Contact arrangement view from termination side

10A 400V 6kV 3

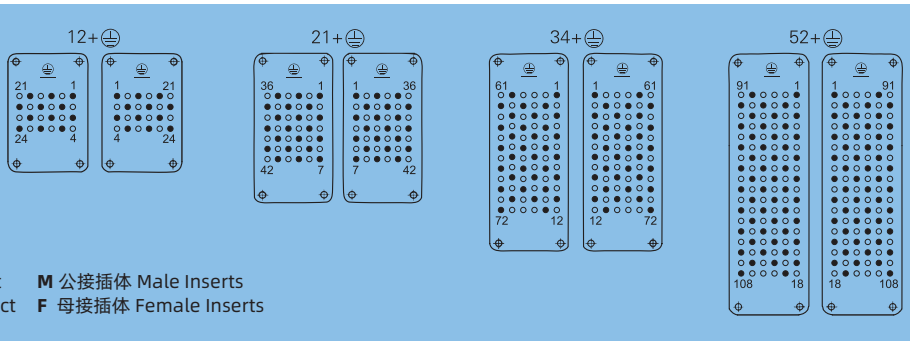

● 装有插针的插孔 Working contact
○ 不装有插针的插孔 Without contact
M 公接插体 Male Inserts
F 母接插体 Female Inserts

10A 500V 6kV 3

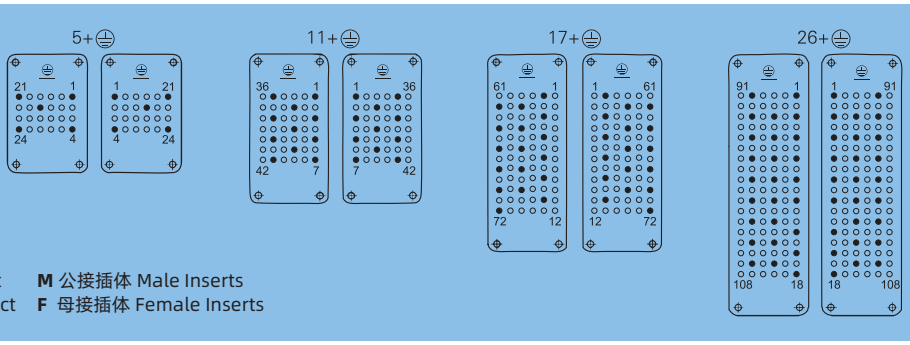

● 装有插针的插孔 Working contact
○ 不装有插针的插孔 Without contact
M 公接插体 Male Inserts
F 母接插体 Female Inserts

HDD 超高密度型插芯 Ultra-High Density Inserts

	插芯 Inserts	型号 Type	尺寸图 Dimensions
HDD-024 冷压连接  HDD-024 Crimp terminal	公 Male 母 Female	HDD-024-MCN HDD-024-FCN	250V 10A 24+ 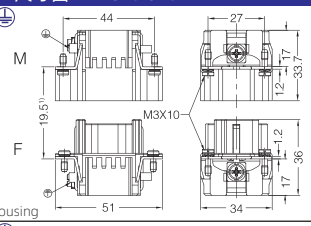 匹配 6B 外壳 Mactching 6B Hood Housing
HDD-042 冷压连接  HDD-042 Crimp terminal	公 Male 母 Female	HDD-042-MCN HDD-042-FCN	250V 10A 42+ 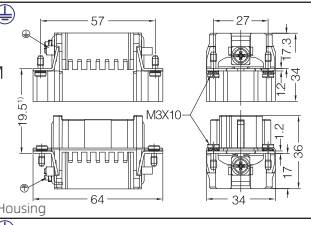 匹配 10B 外壳 Mactching 10B Hood Housing
HDD-072 冷压连接  HDD-072 Crimp terminal	公 Male 母 Female	HDD-072-MCN HDD-072-FCN	250V 10A 72+ 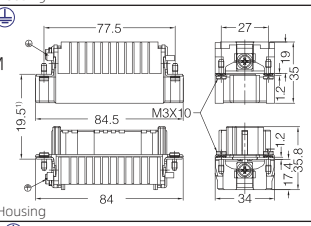 匹配 16B 外壳 Mactching 16B Hood Housing
HDD-108 冷压连接  HDD-108 Crimp terminal	公 Male 母 Female	HDD-108-MCN HDD-108-FCN	250V 10A 108+ 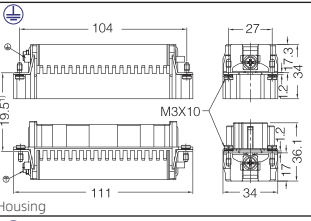 匹配 24B 外壳 Mactching 24B Hood Housing
HDD-144 冷压连接  HDD-144 Crimp terminal	公 Male 母 Female	HDD-072-MCN(1-72) HDD-072-MCN(73-144) HDD-072-FCN(1-72) HDD-072-FCN(73-144)	250V 10A 144+ 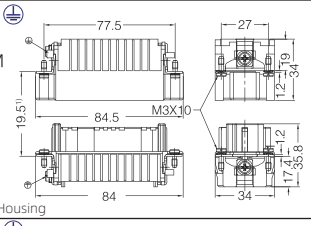 匹配 32B 外壳 Mactching 32B Hood Housing
HDD-216 冷压连接  HDD-216 Crimp terminal	公 Male 母 Female	HDD-108-MCN(1-108) HDD-108-MCN(109-216) HDD-108-FCN(1-108) HDD-108-FCN(109-216)	250V 10A 216+ 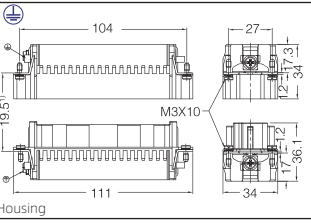 匹配 48B 外壳 Mactching 48B Hood Housing

技术参数 Technical Characteristics

规范	Specifications	
规范	Specifications	DIN EN 60 664
		DIN EN 61 984
插芯	**Inserts**	
依据 EN 61 984的电气数据	Electrical Data Acc. To EN 61 984	
接插件针数	Number Of Contacts	6,12+PE
额定电流	Rated Current	35A
相对地额定电压	Rated Voltage Conductor-ground	400V
相间额定电压	Rated Voltage Conductor-conductor	690V
额定脉冲电压	Rated Impulse Voltage	6kV
污染程度	Pollution Degree	3
或	Or	35A 500V 6kV 3
依据UL/CSA额定电压	Rated Voltage Acc.To UI CSA	600V
绝缘电阻	Insulation Resistance	$\geq 10^{10}\Omega$
材料	Material	聚碳酸酯 Polycarbonate
工作温度范围	Limiting Temperatures	-40℃...+125℃
依据UL94阻燃等级	Flammability Acc.To UL94	V0
可拔插次数	Mechanical Working Life-mating Cycles	≥500
插针	**Contacts**	
材料	Material	铜合金 Copper Alloy
表面处理	Surface	镀银 Hard-silver Plated
接触电阻	Contact Resistance	≤1mΩ
螺钉连接	Screw Terminal	
导线规格	Wire Gauge	6mm²
AWG	AWG	10
拧紧力矩	Tightening Torque	1.2Nm

电流负载能力 Current Carrying Capacity

电流负载能力所受的限制主要来自包含接插针的接插体可承受的最大温度
The current carrying is limited by maximum temperature of materials for Inserts and contacts including terminals.
测试和控制过程依据 Measuring and testing techniques according to DIN EN 60512-5

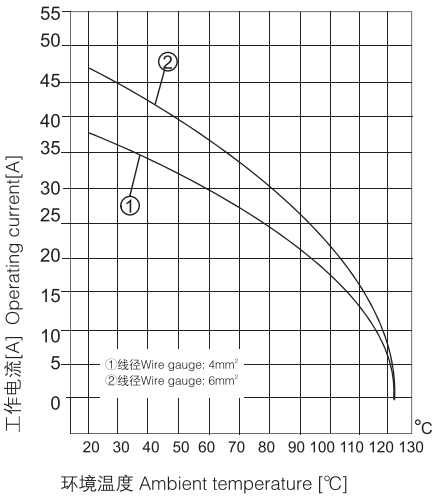

HSB 大电流型插芯 Heavy-Current Inserts

	插芯 Inserts	型号 Type	尺寸图 Dimensions
HSB-006 螺丝连接  HSB-006 Screw terminal	公 Male 母 Female	HSB-006-M HSB-006-F	400V/690V 35A 6+ ⏚ 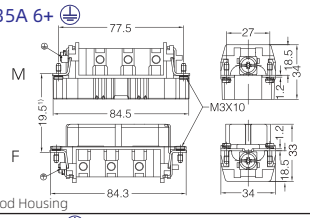 匹配 16B 外壳 Mactching 16B Hood Housing
HSB-012 螺丝连接  HSB-012 Screw terminal	公 Male	HSB-006-M(1-6) HSB-006-M(7-12)	400V/690V 35A 12+ ⏚ 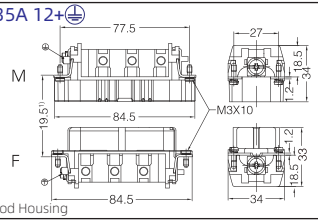 匹配 32B 外壳 Mactching 32B Hood Housing
	母 Female	HSB-006-F(1-6) HSB-006-F(7-12)	

HK-004/0,004/2 组合型插芯 Combination inserts

技术参数 Technical Characteristics

规范	Specifications	
规范	Specifications	DIN EN 60 664　DIN EN 61 984
插芯	**Inserts**	
接插件针数	Number Of Contacts	4/0, 4/2+PE
依据 EN 61 984的电气数据	Electrical Data Acc. To EN 61 984	
电力区	Power Area	
额定电流	Rated Current	80A
额定电压	Rated Voltage	830V
额定脉冲电压	Rated Impulse Voltage	6kV
污染程度	Pollution Degree	3
污染等级2时的参数	Pollution Degree 2 Also	80A 1000V 8kV 2
信号区	Signal Area	
额定电流	Rated Current	16A
额定电压	Rated Voltage	400V
额定脉冲电压	Rated Impulse Voltage	6kV
污染程度	Pollution Degree	3
污染等级2时的参数	Pollution Degree 2 Also	16A 400/690V 6kV 2
依据UL/CSA额定电压	Rated Voltage Acc.To UI CSA	600V/300V
绝缘电阻	Insulation Resistance	≥10^{10}Ω
材料	Material	聚碳酸酯 Polycarbonate
工作温度范围	Limiting Temperatures	-40℃...+125℃
依据UL94阻燃等级	Flammability Acc.To UL94	V0
可拔插次数	Mechanical Working Life-mating Cycles	≥500
插针	**Contacts**	
电力区	Power Area	
材料	Material	铜合金 Copper Alloy
表面处理	Surface	镀银 Hard-silver Plated
接触电阻	Contact Resistance	≤0.3mΩ
螺钉连接	Screw Terminal	
导线规格	Wire Gauge	1.5-16mm²
AWG	AWG	16-6
拧紧力矩	Tightening Torque	
mm²	mm²	1.5　2.5　4　6　10　16
N.m	N.m	1.2　2　3　3　3　3
剥线长度	Stripping length	14mm
信号区	Signal Area	
材料	Material	铜合金 Copper Alloy
表面处理	Surface	镀银 Hard-silver Plated
接触电阻	Contact Resistance	≤1mΩ
螺钉连接	Screw Terminal	
导线规格	Wire Gauge	0.5-2.5mm²
AWG	AWG	20-14
拧紧力矩	Tightening Torque	0.5Nm
剥线长度	Stripping length	7.5mm

电流负载能力 Current Carrying Capacity

电流负载能力所受的限制主要来自包含接插针的接插体可承受的最大温度
The current carrying is limited by maximum temperature of materials for Inserts and contacts including terminals.
测试和控制过程依据
Measuring and testing techniques according to DIN EN 60512-5

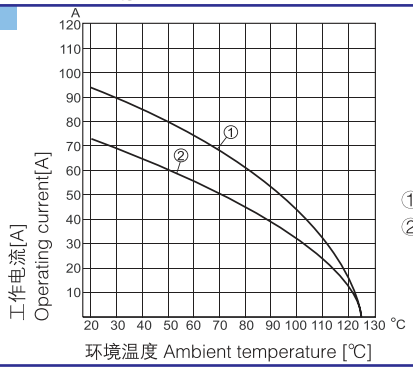

①导线截面 wire gauge：16mm²
②导线截面 wire gauge：10mm²

HK 组合型插芯 Combination Inserts

	插芯 Inserts	型号 Type	尺寸图 Dimensions
HK-004/0 螺丝连接  HK-004/0 Screw terminal	公 Male 母 Female	HK-004/0-M HK-004/0-F	830/400V 80/16A 4/0,4/2+⏚ 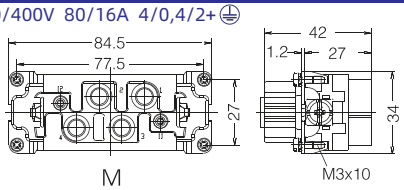
HK-004/2 螺丝连接  HK-004/2 Screw terminal	公 Male 母 Female	HK-004/2-M HK-004/2-F	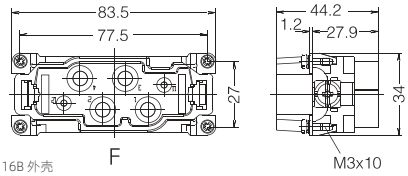 匹配 16B 外壳 Mactching 16B Hood Housing

HK-012/2 组合型插芯 Combination inserts

技术参数 Technical Characteristics

规范	**Specifications**	
规范	Specifications	DIN EN 60 664
		DIN EN 61 984
插芯	**Inserts**	
接插件针数	Number Of Contacts	12/2+PE
依据 EN 61 984的电气数据	Electrical Data Acc. To EN 61 984	
电力区	Power Area	
额定电流	Rated Current	40A
额定电压	Rated Voltage	690V
额定脉冲电压	Rated Impulse Voltage	8kV
污染程度	Pollution Degree	3
信号区	Signal Area	
额定电流	Rated Current	10A
额定电压	Rated Voltage	250V
额定脉冲电压	Rated Impulse Voltage	4kV
污染程度	Pollution Degree	3
依据UL/CSA额定电压	Rated Voltage Acc.To UI CSA	600V/300V
绝缘电阻	Insulation Resistance	≥10^{10}Ω
材料	Material	聚碳酸酯 Polycarbonate
工作温度范围	Limiting Temperatures	-40℃...+125℃
依据UL94阻燃等级	Flammability Acc.To UL94	V0
可拔插次数	Mechanical Working Life-mating Cycles	≥500
插针	**Contacts**	
强电针	Power Contacts	
材料	Material	铜合金 Copper Alloy
表面处理	Surface	镀银 Hard-silver Plated
		镀金 Hard-gold Plated
接触电阻	Contact Resistance	≤0.3mΩ
冷压连接	Crimp Terminal	
导线规格	Wire Gauge	1.5-6mm²
AWG	AWG	16-10
最大绝缘直径	Max. Insulation Diameter	
信号针	Signal Contacts	
材料	Material	铜合金 Copper Alloy
表面处理	Surface	镀银 Hard-silver Plated
		镀金 Hard-gold Plated
接触电阻	Contact Resistance	≤3mΩ
冷压连接	Crimp Terminal	
导线规格	Wire Gauge	0.14-2.5mm²
AWG	AWG	26-14

电流负载能力 Current Carrying Capacity

电流负载能力所受的限制主要来自包含接插针的接插体可承受的最大温度

The current carrying is limited by maximum temperature of materials for Inserts and contacts including terminals.

测试和控制过程依据 Measuring and testing techniques according to DIN EN 60512-5

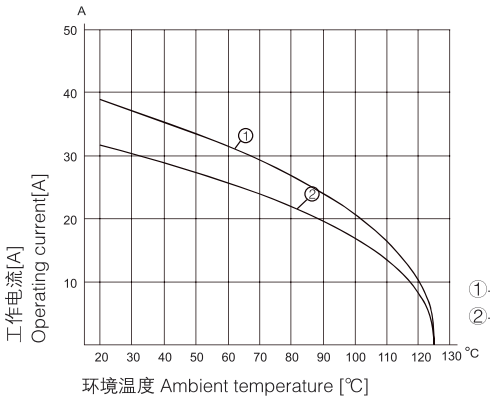

①导线截面 wire gauge：6.0mm²

②导线截面 wire gauge：4.0mm²

HK 组合型插芯 Combination Inserts

	插芯 Inserts	型号 Type	尺寸图 Dimensions
HK-012/2 冷压连接	公 Male	HK-012/2-MC	690V/250V 40/10A 12/2+⏚
	母 Female	HK-012/2-FC	

HK-012/2 Crimp terminal

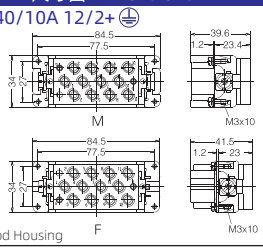

匹配 16B 外壳
Mactching 16B Hood Housing

附件 Accessories

10A 冷压针 Crimp contacts	公 Male	母 Female	尺寸图 Dimensions
接触电阻 Contact resistance ≤3mΩ 镀银 Silver plated 	MCNS10-0.37 MCNS10-0.5 MCNS10-0.75 MCNS10-1.0 MCNS10-1.5 MCNS10-2.5	FCNS10-0.37 FCNS10-0.5 FCNS10-0.75 FCNS10-1.0 FCNS10-1.5 FCNS10-2.5	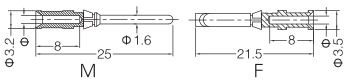
镀金 Gold plated 	MCNG10-0.37 MCNG10-0.5 MCNG10-0.75 MCNG10-1.0 MCNG10-1.5 MCNG10-2.5	FCNG10-0.37 FCNG10-0.5 FCNG10-0.75 FCNG10-1.0 FCNG10-1.5 FCNG10-2.5	

线规 Wire gague		ϕ	剥线长度 Stripping length
0.14-0.37mm²	AWG 26-22	0.9	8 mm
0.5mm²	AWG 20	1.1	8 mm
0.75mm²	AWG 18	1.3	8 mm
1.0mm²	AWG 18	1.45	8 mm
1.5mm²	AWG 16	1.75	8 mm
2.5mm²	AWG 14	2.25	6 mm

40A 冷压针 Crimp contacts	公 Male	母 Female	尺寸图 Dimensions
接触电阻 Contact resistance ≤1mΩ 镀银 Silver plated 	MCS40-1.5 MCS40-2.5 MCS40-4.0 MCS40-6.0	FCS40-1.5 FCS40-2.5 FCS40-4.0 FCS40-6.0	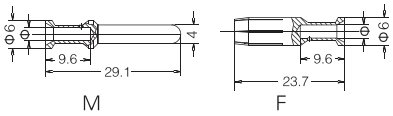
镀金 Gold plated 	MCG40-1.5 MCG40-2.5 MCG40-4.0 MCG40-6.0	FCG40-1.5 FCG40-2.5 FCG40-4.0 FCG40-6.0	

线规 Wire gague		ϕ	剥线长度 Stripping length
1.5mm²	AWG 16	1.75	9 mm
2.5mm²	AWG 14	2.25	9 mm
4mm²	AWG 12	2.85	9.6 mm
6mm²	AWG 10	3.5	9.6 mm

冷压钳 Crimping tool	压接线径 Wire gauge	型号 Type
	0.14-4mm² 1.5-6mm²	TL02 TL02-0

退针器 Removal tool	适用类型 For	型号 Type
	10A 冷压针 Crimp contacts 40A 冷压针 Crimp contacts	TL00 TL06

HK-004/8 组合型插芯 Combination inserts

技术参数 Technical Characteristics

规范	Specifications	
规范	Specifications	DIN EN 60 664
		DIN EN 61 984
插芯	**Inserts**	
接插件针数	Number Of Contacts	4/8+PE
依据 EN 61 984的电气数据	Electrical Data Acc. To EN 61 984	
电力区	Power Area	
额定电流	Rated Current	80A
额定电压	Rated Voltage	400V
额定脉冲电压	Rated Impulse Voltage	6kV
污染程度	Pollution Degree	3
污染等级2时的参数	Pollution Degree 2 Also	80A 400/690V 6kV 2
信号区	Signal Area	
额定电流	Rated Current	16A
额定电压	Rated Voltage	400V
额定脉冲电压	Rated Impulse Voltage	6kV
污染程度	Pollution Degree	3
依据UL/CSA额定电压	Rated Voltage Acc.To UI CSA	600V/600V
绝缘电阻	Insulation Resistance	≥10^{10}Ω
材料	Material	聚碳酸酯 Polycarbonate
工作温度范围	Limiting Temperatures	-40℃...+125℃
依据UL94阻燃等级	Flammability Acc.To UL94	V0
可拔插次数	Mechanical Working Life-mating Cycles	≥500
插针	**Contacts**	
电力区	Power Area	
材料	Material	铜合金 Copper Alloy
表面处理	Surface	镀银 Hard-silver Plated
接触电阻	Contact Resistance	≤0.3mΩ
螺钉连接	Screw Terminal	
导线规格	Wire Gauge	1.5-16mm²
AWG	AWG	16-6
拧紧力矩	Tightening Torque	
mm²	mm²	1.5 2.5 4 6 10 16
N.m	N.m	1.2 2 3 3 3 3
剥线长度	Stripping length	14mm
信号区	Signal Area	
材料	Material	铜合金 Copper Alloy
表面处理	Surface	镀银 Hard-silver Plated
接触电阻	Contact Resistance	≤1mΩ
螺钉连接	Screw Terminal	
导线规格	Wire Gauge	0.5-2.5mm²
AWG	AWG	20-14
拧紧力矩	Tightening Torque	0.5Nm
剥线长度	Stripping length	7.5mm

电流负载能力 Current Carrying Capacity

电流负载能力所受的限制主要来自包含接插针的接插体可承受的最大温度

The current carrying is limited by maximum temperature of materials for Inserts and contacts including terminals.

测试和控制过程依据 Measuring and testing techniques according to DIN EN 60512-5

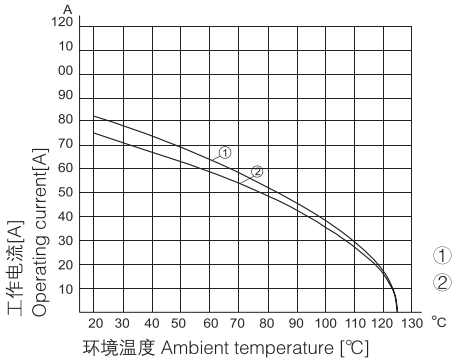

①导线截面 wire gauge：16mm²

②导线截面 wire gauge：10mm²

HK 组合型插芯 Combination Inserts

	插芯 Inserts	型号 Type	尺寸图 Dimensions
HK-004/8 螺丝连接	公 Male	HK-004/8-M	400V/400V 80/16A 4/8+⏚
	母 Female	HK-004/8-F	

HK-004/8 Screw terminal

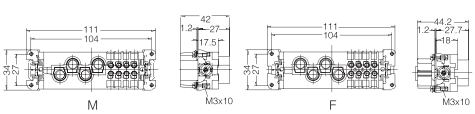

匹配 24B 外壳

Mactching 24B Hood Housing

模块一览 Module list


H2MK-001-M
H2MK-001-F


H2MK-001-MC
H2MK-001-FC


HMK-004-MC
HMK-004-FC


HME-005-MS
HME-005-FS


HMK-001-MC
HMK-001-FC


H2MK-002-M
H2MK-002-F


HME-006-MC
HME-006-FC


HVME-006-MC
HVME-006-FC


H2MK-002-MC
H2MK-002-FC


HMK70-002-M
HMK70-002-F


HMEE-008-MC
HMEE-008-FC


H2MEE-020-MC
H2MEE-020-FC


HMK70-002-MC
HMK70-002-FC


HMK-002-M
HMK-002-F


HMD-012-MC
HMD-012-FC


HMDD-017-MC
HMDD-017-FC


HMK-002-MC
HMK-002-FC


HMK-003-M
HMK-003-F


HMDS-009-MC
HMDS-009-FC


HMDS-025-MC
HMDS-025-FC


HMK-003-MC
HMK-003-FC


HMK-003/4-MC
HMK-003/4-FC


HM-RJ45-M
HM-RJ45-F


HMP-002 ϕ 6mm


HMP-003 ϕ 1.6mm
ϕ 3.0mm
ϕ 4.0mm

HM 模块框架 Hinged Frames

结构框架类型 Consrruction Frame Version

	描述 Description	标示 Marking	型号 Type	尺寸图 Dimensions
6B 活动框架  6B Frame	用于2个模块 for 2 modules	A-B	HF6B-NUA	适用所有6B外壳 Size 6B hoods/housings 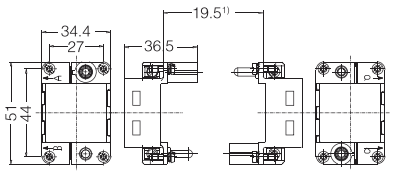
	用于2个模块 for 2 modules	a-b	HF6B-NLA	
10B 活动框架  10B Frame	用于3个模块 for 3 modules	A-C	HF10B-NUA	适用所有10B外壳 Size 10B hoods/housings 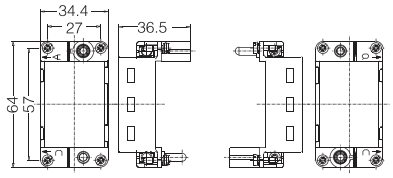
	用于3个模块 for 3 modules	a-c	HF10B-NLA	
16B 活动框架  16B Frame	用于4个模块 for 4 modules	A-D	HF16B-NUA	适用所有16B外壳 Size 16B hoods/housings 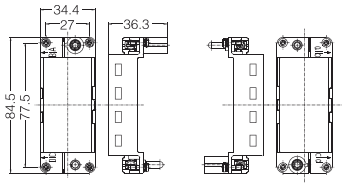
	用于4个模块 for 4 modules	a-d	HF16B-NLA	
24B 活动框架  24B Frame	用于6个模块 for 6 modules	A-F	HF24B-NUA	适用所有24B外壳 Size 24B hoods/housings 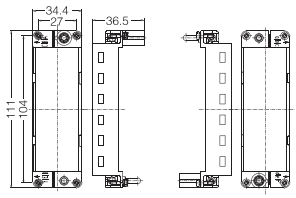
	用于6个模块 for 6 modules	a-f	HF24B-NLA	
空间模块  Filling module	用于填充固定框架内剩余的模块空间 Used to fill the remaining module space within the fixed frame		HM-000	

H2MK-001 冷压型模块 Crimp Module 1000V 200A

插芯 Inserts

可与框架及其他所有模块产品组合使用
Combination with hinged frame and other modules possible.

技术参数 Technical Characteristics

规范	Specifications	
规范	Specifications	DIN EN 60 664
		DIN EN 61 984
插芯	**Inserts**	
接插件针数	Number Of Contacts	1
依据 EN 61 984的电气数据	Electrical Data Acc. To EN 61 984	
额定电流	Rated Current	200A
额定电压	Rated Voltage	1000V
额定脉冲电压	Rated Impulse Voltage	8kV
污染程度	Pollution Degree	3
绝缘电阻	Insulation Resistance	≥10^{10}Ω
材料	Material	聚碳酸酯 Polycarbonate
工作温度范围	Limiting Temperatures	-40℃...+125℃
依据UL94的阻燃等级	Flammability Acc.To UL94	V0
可拔插次数	Mechanical Working Life-mating Cycles	≥500
插针	**Contacts**	
材料	Material	铜合金 Copper Alloy
表面处理	Surface	镀银 Hard-silver Plated
接触电阻	Contact Resistance	≤0.3mΩ
冷压连接	Crimp Terminal	
导线规格	Wire Gauge	25-70mm²
剥线长度	Stripping length	22.5mm
最大电缆直径	Max. insulation diameter	18mm

电流负载能力 Current Carrying Capacity
电流负载能力所受的限制主要来自包含接插针的接插体可承受的最大温度
测试和控制过程依据 DIN EN 60512-5

The current carrying is limited by maximum temperature of materials for Inserts and contacts including Terminals. Measuring and testing techniques according to DIN EN 60512-5

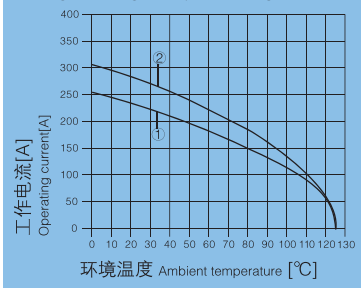

① 24B外壳带3个模块，导线截面：50mm²
② 24B外壳带3个模块，导线截面：70mm²
① 24 B hoods/housings with 3 modules, wire gauge:50mm²
② 24 B hoods/housings with 3 modules, wire gauge:70mm²

	插芯 Inserts	型号 Type	尺寸图 Dimensions
H2MK-001 冷压连接	公 Male 母 Female	H2MK-001-MC H2MK-001-FC	



H2MK-001 Crimp Terminal

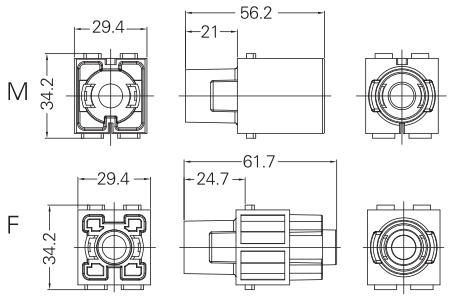

附件 Accessories

200A 冷压针 Crimp contacts	公 Male	母 Female	尺寸图 Dimensions
接触电阻 Contact resistance ≤0.3mΩ 镀银 Silver plated	MCKS200-25 MCKS200-35 MCKS200-50 MCKS200-70	FCKS200-25 FCKS200-35 FCKS200-50 FCKS200-70	

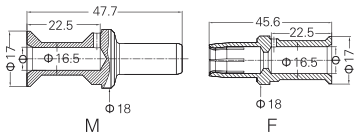

线规 Wire gague	Φ	剥线长度 Stripping length
25 mm²	7	22.5 mm
35 mm²	8.2	22.5 mm
50 mm²	10	22.5 mm
70 mm²	11.5	22.5 mm

电缆绞线依据 IEC 60 228-5
for stranded wire according to IEC 60 228 Class 5

工具 Tools	压接线径 Wire gauge	型号 Type
液压钳 Manual hydraulic clamp	10-240 mm²	TL05

HMK-001 冷压型模块 Crimp Module 830V 100A

插芯 Inserts

可与框架及其他所有模块产品组合使用
Combination with hinged frame and other modules possible.

技术参数 Technical Characteristics

规范	Specifications	
规范	Specifications	DIN EN 60 664
		DIN EN 61 984
插芯	**Inserts**	
接插件针数	Number Of Contacts	1
依据 EN 61 984的电气数据	Electrical Data Acc. To EN 61 984	
额定电流	Rated Current	100A
额定电压	Rated Voltage	830V
额定脉冲电压	Rated Impulse Voltage	8kV
污染程度	Pollution Degree	3
绝缘电阻	Insulation Resistance	≥10^{10}Ω
材料	Material	聚碳酸酯 Polycarbonate
工作温度范围	Limiting Temperatures	-40℃...+125℃
依据UL94的阻燃等级	Flammability Acc.To UL94	V0
可拔插次数	Mechanical Working Life-mating Cycles	≥500
最大电缆直径	Max. insulation diameter	13mm
插针	**Contacts**	
材料	Material	铜合金 Copper Alloy
表面处理	Surface	镀银 Hard-silver Plated
接触电阻	Contact Resistance	≤0.3mΩ
冷压连接	Crimp Terminal	
导线规格	Wire Gauge	10-35mm²

	插芯 Inserts	型号 Type	尺寸图 Dimensions
HMK-001 冷压连接	公 Male 母 Female	HMK-001-MC HMK-001-FC	

HMK-001 Crimp Terminal

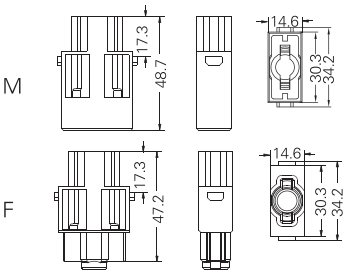

附件 Accessories

100A 冷压针 Crimp contacts	公 Male	母 Female	尺寸图 Dimensions
接触电阻 Contact resistance ≤0.3mΩ 镀银 Silver plated	MCKS100-10 MCKS100-16 MCKS100-25 MCKS100-35	FCKS100-10 FCKS100-16 FCKS100-25 FCKS100-30	

线规 Wire gague	ϕ	剥线长度 Stripping length
10 mm²	4.3	19 mm
16 mm²	5.5	19 mm
25 mm²	7	19 mm
35 mm²	8.2	19 mm
电缆绞线依据 IEC 60 228-5 for stranded wire according to IEC 60 228 Class 5		

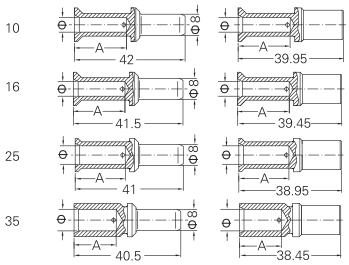

工具 Tools	压接线径 Wire gauge	型号 Type
液压钳 Manual hydraulic clamp	10-240 mm²	TL05

	适用类型 For	型号 Type
退针器 Removal tool	100A 冷压针 100A Crimp contacts	TL11

H2MK-002 轴向压接型模块 Axial Module 1000V 100A

插芯 Inserts

可与框架及其他所有模块产品组合使用
Combination with hinged frame and other modules possible.

技术参数 Technical Characteristics

规范	Specifications	
规范	Specifications	DIN EN 60 664
		DIN EN 61 984
插芯	**Inserts**	
接插件针数	Number Of Contacts	2
依据 EN 61 984的电气数据	Electrical Data Acc. To EN 61 984	
额定电流	Rated Current	100A
额定电压	Rated Voltage	1000V
额定脉冲电压	Rated Impulse Voltage	8kV
污染程度	Pollution Degree	3
依据UL的额定电压	Rated Voltage Acc.To Ul	600V
绝缘电阻	Insulation Resistance	≥10^{10}Ω
材料	Material	聚碳酸酯 Polycarbonate
工作温度范围	Limiting Temperatures	-40℃...+125℃
依据UL94的阻燃等级	Flammability Acc.To UL94	V0
可拔插次数	Mechanical Working Life-mating Cycles	≥500
插针	**Contacts**	
材料	Material	铜合金 Copper Alloy
表面处理	Surface	镀银 Hard-silver Plated
接触电阻	Contact Resistance	0.3mΩ
电缆绞线依据IEC 60 228-5	To IEC 60 228 Class 5	
轴向螺栓连接	Axial Screw Terminal	
导线规格	Wire Gauge	10-38mm²
AWG	AWG	6-2
内六角扳手	Hexagonal Driver	SW 4
剥线长度	Stripping length	13mm
拧紧力矩	Tightening Torque	
导线规格	Wire Gauge	10 16 25 35
Nm	Nm	6 6 7 8

电流负载能力 Current Carrying Capacity
电流负载能力所受的限制主要来自包含接插针的接插体可承受的最大温度
测试和控制过程依据 DIN EN 60512-5

The current carrying is limited by maximum temperature of materials for Inserts and contacts including Terminals. Measuring and testing techniques according to DIN EN 60512-5

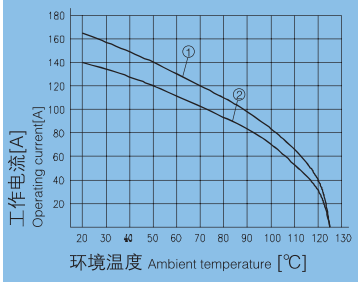

① 24B外壳带3个模块，导线截面：35mm²
② 24B外壳带3个模块，导线截面：25mm²
① 24 B hoods/housings with 3 modules, wire gauge:35mm²
② 24 B hoods/housings with 3 modules, wire gauge:25mm²

	插芯 Inserts	型号 Type	尺寸图 Dimensions
H2MK-002 轴向螺栓连接	公 Male	H2MK-002.1-M(10-25mm²) H2MK-002.2-M(16-35mm²) H2MK-002.1-M(38mm²)	M
	母 Female	H2MK-002.1-F(10-25mm²) H2MK-002.2-F(16-35mm²) H2MK-002.1-F(38mm²)	F

H2MK-002 Axial Screw Terminal

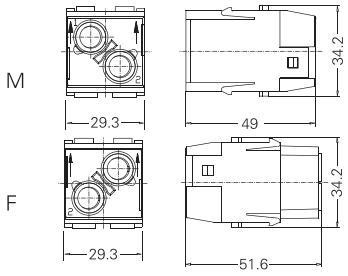

附件 Accessories

	描述 Description	型号 Type	尺寸图 Dimensions
电缆终端 Cable shoe 16mm²	用于PE扩展 For PE extension	PE-E16	
工具 Tools	描述 Description	型号 Type	
内六角扳手 Hexagonal driver	用于轴向夹紧螺栓 带T型把手 For Axial Setscrew With Grip	SW-4x100	

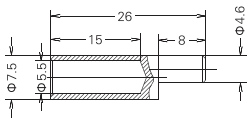

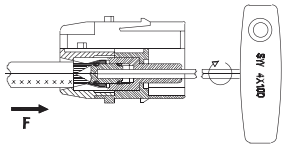

H2MK-002 冷压型模块 Crimp Module 1000V 100A

插芯 Inserts

可与框架及其他所有模块产品组合使用
Combination with hinged frame and other modules possible.

技术参数 Technical Characteristics

规范	Specifications	
规范	Specifications	DIN EN 60 664
		DIN EN 61 984
插芯	**Inserts**	
接插件针数	Number Of Contacts	2
依据 EN 61 984的电气数据	Electrical Data Acc. To EN 61 984	
额定电流	Rated Current	100A
额定电压	Rated Voltage	1000V
额定脉冲电压	Rated Impulse Voltage	8kV
污染程度	Pollution Degree	3
绝缘电阻	Insulation Resistance	≥10^{10}Ω
材料	Material	聚碳酸酯 Polycarbonate
工作温度范围	Limiting Temperatures	-40℃...+125℃
依据UL94的阻燃等级	Flammability Acc.To UL94	V0
可拔插次数	Mechanical Working Life-mating Cycles	≥500
插针	**Contacts**	
材料	Material	铜合金 Copper Alloy
表面处理	Surface	镀银 Hard-silver Plated
接触电阻	Contact Resistance	≤0.3mΩ
冷压连接	Crimp Terminal	
导线规格	Wire Gauge	10-35mm²
最大电缆直径	Max. insulation diameter	14mm

电流负载能力 Current Carrying Capacity
电流负载能力所受的限制主要来自包含接插针的接插体可承受的最大温度
测试和控制过程依据 DIN EN 60512-5
The current carrying is limited by maximum temperature of materials for Inserts and contacts including Terminals.
Measuring and testing techniques according to DIN EN 60512-5

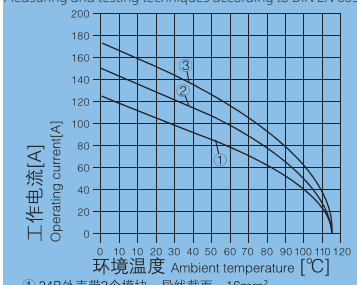

① 24B外壳带3个模块，导线截面：16mm²
② 24B外壳带3个模块，导线截面：25mm²
③ 24B外壳带3个模块，导线截面：35mm²
① 24 B hoods/housings with 3 modules, wire gauge:16mm²
② 24 B hoods/housings with 3 modules, wire gauge:25mm²
③ 24 B hoods/housings with 3 modules, wire gauge:35mm²

	插芯 Inserts	型号 Type	尺寸图 Dimensions
H2MK-002 冷压连接	公 Male	H2MK-002-MC	M
	母 Female	H2MK-002-FC	F

H2MK-002 Crimp Terminal

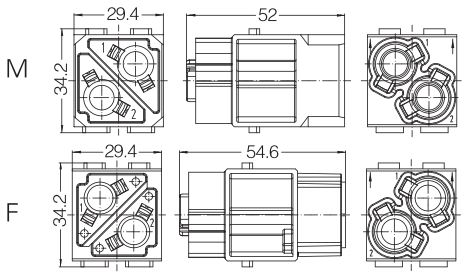

附件 Accessories

100A 冷压针 Crimp contacts	公 Male	母 Female	尺寸图 Dimensions
接触电阻 Contact resistance ≤0.3mΩ 镀银 Silver plated	MCKS100-10	FCKS100-10	10
	MCKS100-16	FCKS100-16	16
	MCKS100-25	FCKS100-25	25
	MCKS100-35	FCKS100-30	35

线规 Wire gague	ϕ	剥线长度 Stripping length
10 mm²	4.3	19 mm
16 mm²	5.5	19 mm
25 mm²	7	19 mm
35 mm²	8.2	19 mm
电缆绞线依据 IEC 60 228-5 for stranded wire according to IEC 60 228 Class 5		

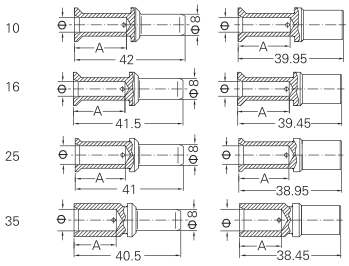

工具 Tools	压接线径 Wire gauge	型号 Type
液压钳 Manual hydraulic clamp	10-240 mm²	TL05

	适用类型 For	型号 Type
退针器 Removal tool	100A 冷压针 100A Crimp contacts	TL07

HMK70-002 轴向压接型模块 Axial Module 1000V 70A

插芯 Inserts

可与框架及其他所有模块产品组合使用
Combination with hinged frame and other modules possible.

技术参数 Technical Characteristics

规范	Specifications	
规范	Specifications	DIN EN 60 664
		DIN EN 61 984
插芯	**Inserts**	
接插件针数	Number Of Contacts	2
依据 EN 61 984的电气数据	Electrical Data Acc. To EN 61 984	
额定电流	Rated Current	70A
额定电压	Rated Voltage	1000V
额定脉冲电压	Rated Impulse Voltage	8kV
污染程度	Pollution Degree	3
依据UL的额定电压	Rated Voltage Acc.To Ul	600V
绝缘电阻	Insulation Resistance	$\geq 10^{10}\Omega$
材料	Material	聚碳酸酯 Polycarbonate
工作温度范围	Limiting Temperatures	-40℃...+125℃
依据UL94的阻燃等级	Flammability Acc.To UL94	V0
可拔插次数	Mechanical Working Life-mating Cycles	≥500
插针	**Contacts**	
材料	Material	铜合金 Copper Alloy
表面处理	Surface	镀银 Hard-silver Plated
接触电阻	Contact Resistance	0.5mΩ
电缆绞线依据IEC 60 228-5	To IEC 60 228 Class 5	
轴向螺栓连接	Axial Screw Terminal	
导线规格	Wire Gauge	6-22mm²
AWG	AWG	8-4
内六角扳手	Hexagonal Driver	SW 2.5
剥线长度	Stripping length	
导线规格	Wire Gauge	6 10 16 22
mm	mm	11^{+1} 11^{+1} 11^{+1} 12.5^{+1}
拧紧力矩	Tightening Torque	
导线规格	Wire Gauge	6 10 16 22
Nm	Nm	2 3 4 5

电流负载能力 Current Carrying Capacity
电流负载能力所受的限制主要来自包含接插针的接插体可承受的最大温度
测试和控制过程依据 DIN EN 60512-5

The current carrying is limited by maximum temperature of materials for Inserts and contacts including Terminals. Measuring and testing techniques according to DIN EN 60512-5

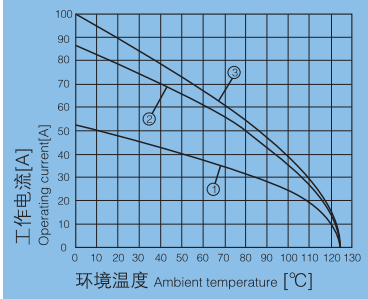

① 24B外壳带6个模块，导线截面：6mm²
② 24B外壳带6个模块，导线截面：16mm²
③ 24B外壳带6个模块，导线截面：22mm²

① 24 B hoods/housings with 6 modules, wire gauge:6mm²
② 24 B hoods/housings with 6 modules, wire gauge:16mm²
③ 24 B hoods/housings with 6 modules, wire gauge:22mm²

	插芯 Inserts	型号 Type	尺寸图 Dimensions
HMK70-002 轴向螺栓连接	公 Male	HMK70-002.1-M(6-16mm²) HMK70-002.2-M(14-22mm²)	M
	母 Female	HMK70-002.1-F(6-16mm²) HMK70-002.2-F(14-22mm²)	F

HMK70-002 Axial Screw Terminal

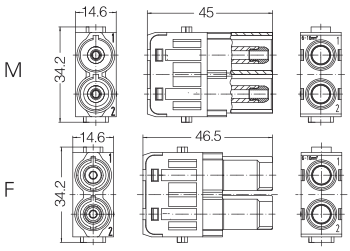

附件 Accessories

工具 Tools	描述 Description	型号 Type	
内六角扳手 Hexagonal driver	用于轴向夹紧螺栓 带T型把手 For Axial Setscrew With Grip	SW-2.5x100	

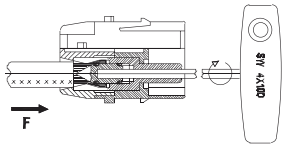

HMK70-002 冷压型模块 Crimp Module 1000V 70A

插芯 Inserts

可与框架及其他所有模块产品组合使用
Combination with hinged frame and other modules possible.

技术参数 Technical Characteristics

规范	**Specifications**	
规范	Specifications	DIN EN 60 664
		DIN EN 61 984
插芯	**Inserts**	
接插件针数	Number Of Contacts	2
依据 EN 61 984的电气数据	Electrical Data Acc. To EN 61 984	
额定电流	Rated Current	70A
额定电压	Rated Voltage	1000V
额定脉冲电压	Rated Impulse Voltage	8kV
污染程度	Pollution Degree	3
绝缘电阻	Insulation Resistance	≥10^{10}Ω
材料	Material	聚碳酸酯 Polycarbonate
工作温度范围	Limiting Temperatures	-40℃...+125℃
依据UL94的阻燃等级	Flammability Acc.To UL94	V0
可拔插次数	Mechanical Working Life-mating Cycles	≥500
插针	**Contacts**	
材料	Material	铜合金 Copper Alloy
表面处理	Surface	镀银 Hard-silver Plated
接触电阻	Contact Resistance	≤0.5mΩ
冷压连接	Crimp Terminal	
导线规格	Wire Gauge	10-25mm²
剥线长度	Stripping length	15.5mm²
最大电缆直径	Max. insulation diameter	11mm

	插芯 Inserts	型号 Type	尺寸图 Dimensions
HMK70-002 冷压连接  HMK70-002 Crimp Terminal	公 Male 母 Female	HMK70-002-MC HMK70-002-FC	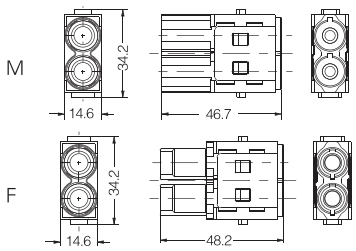

附件 Accessories

70A 冷压针 Crimp contacts	公 Male	母 Female	尺寸图 Dimensions
接触电阻 Contact resistance ≤0.5mΩ 镀银 Silver plated 	MCKS70-10 MCKS70-16 MCKS70-25	FCKS70-10 FCKS70-16 FCKS70-25	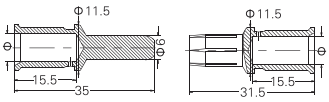

线规 Wire gague	ϕ	剥线长度 Stripping length
10 mm²	4.3	15.5 mm
16 mm²	5.5	15.5 mm
25 mm²	7	15.5 mm

电缆绞线依据 IEC 60 228-5
for stranded wire according to IEC 60 228 Class 5

工具 Tools	压接线径 Wire gauge	型号 Type
液压钳 Manual hydraulic clamp 	10-240 mm²	TL05

HMK-002 轴向压接型模块 Axial Module 1000V 40A

插芯 Inserts

可与框架及其他所有模块产品组合使用
Combination with hinged frame and other modules possible.

技术参数 Technical Characteristics

规范	Specifications	
规范	Specifications	DIN EN 60 664
		DIN EN 61 984
插芯	**Inserts**	
接插件针数	Number Of Contacts	2
依据 EN 61 984的电气数据	Electrical Data Acc. To EN 61 984	
额定电流	Rated Current	40A
额定电压	Rated Voltage	1000V
额定脉冲电压	Rated Impulse Voltage	8kV
污染程度	Pollution Degree	3
依据UL的额定电压	Rated Voltage Acc.To Ul	600V
绝缘电阻	Insulation Resistance	≥10^{10}Ω
材料	Material	聚碳酸酯 Polycarbonate
工作温度范围	Limiting Temperatures	-40℃...+125℃
依据UL94的阻燃等级	Flammability Acc.To UL94	V0
可拔插次数	Mechanical Working Life-mating Cycles	≥500
插针	**Contacts**	
材料	Material	铜合金 Copper Alloy
表面处理	Surface	镀银 Hard-silver Plated
接触电阻	Contact Resistance	0.5mΩ
电缆绞线依据IEC 60 228-5	To IEC 60 228 Class 5	
轴向螺栓连接	Axial Screw Terminal	
导线规格	Wire Gauge	2.5-10mm²
AWG	AWG	14-8
内六角扳手	Hexagonal Driver	SW 2
剥线长度	Stripping length	
导线规格	Wire Gauge	2.5 4 6 10
mm	mm	5^{+1} 5^{+1} 8^{+1} 11^{+1}
拧紧力矩	Tightening Torque	
导线规格	Wire Gauge	2.5 4 6 10
Nm	Nm	1.5 1.5 2 2

电流负载能力 Current Carrying Capacity
电流负载能力所受的限制主要来自包含接插针的接插体可承受的最大温度
测试和控制过程依据 DIN EN 60512-5

The current carrying is limited by maximum temperature of materials for Inserts and contacts including Terminals. Measuring and testing techniques according to DIN EN 60512-5

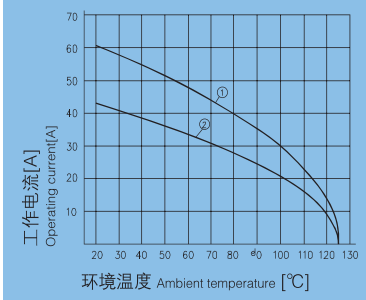

① 24B外壳带6个模块，导线截面：10mm²
② 24B外壳带6个模块，导线截面：6mm²

① 24 B hoods/housings with 6 modules, wire gauge:10mm²
② 24 B hoods/housings with 6 modules, wire gauge:6mm²

	插芯 Inserts	型号 Type	尺寸图 Dimensions
HMK-002 轴向螺栓连接	公 Male	HMK-002.1-M(2.5-8mm²) HMK-002.2-M(6-10mm²)	M
	母 Female	HMK-002.1-F(2.5-8mm²) HMK-002.2-F(6-10mm²)	F

HMK-002 Axial Screw Terminal

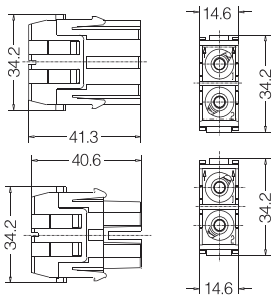

附件 Accessories

工具 Tools	描述 Description	型号 Type
内六角扳手 Hexagonal driver	用于轴向夹紧螺栓 带T型把手 For Axial Setscrew With Grip	SW-2x40

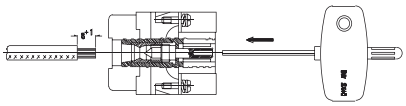

HMK-002 冷压型模块 Crimp Module 1000V 70A

插芯 Inserts

可与框架及其他所有模块产品组合使用
Combination with hinged frame and other modules possible.

技术参数 Technical Characteristics

规范	Specifications	
规范	Specifications	DIN EN 60 664
		DIN EN 61 984
插芯	**Inserts**	
接插件针数	Number Of Contacts	2
依据 EN 61 984的电气数据	Electrical Data Acc. To EN 61 984	
额定电流	Rated Current	40A
额定电压	Rated Voltage	1000V
额定脉冲电压	Rated Impulse Voltage	8kV
污染程度	Pollution Degree	3
绝缘电阻	Insulation Resistance	$\geq 10^{10}\Omega$
材料	Material	聚碳酸酯 Polycarbonate
工作温度范围	Limiting Temperatures	-40℃...+125℃
依据UL94的阻燃等级	Flammability Acc.To UL94	V0
可拔插次数	Mechanical Working Life-mating Cycles	≥500
插针	**Contacts**	
材料	Material	铜合金 Copper Alloy
表面处理	Surface	镀银 Hard-silver Plated
接触电阻	Contact Resistance	≤0.3mΩ
冷压连接	Crimp Terminal	
导线规格	Wire Gauge	1.5-10mm²
AWG	AWG	16-8

电流负载能力 Current Carrying Capacity
电流负载能力所受的限制主要来自包含接插针的接插体可承受的最大温度
测试和控制过程依据 DIN EN 60512-5
The current carrying is limited by maximum temperature of materials for Inserts and contacts including Terminals.
Measuring and testing techniques according to DIN EN 60512-5

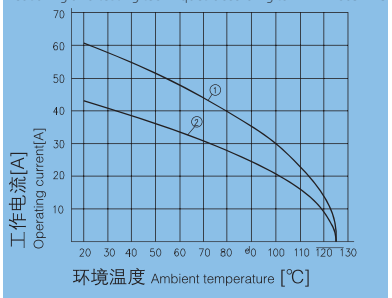

① 24B外壳带6个模块，导线截面：10mm²
② 24B外壳带6个模块，导线截面：6mm²
① 24 B hoods/housings with 6 modules, wire gauge:10mm²
② 24 B hoods/housings with 6 modules, wire gauge:6mm²

	插芯 Inserts	型号 Type	尺寸图 Dimensions
HMK-002 冷压连接	公 Male 母 Female	HMK-002-MC HMK-002-FC	

HMK-002 Crimp Terminal

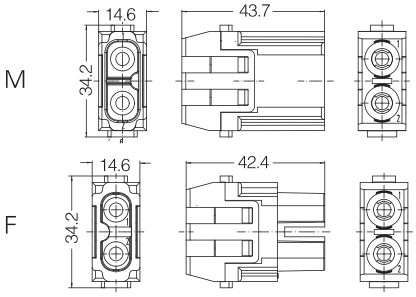

附件 Accessories

40A 冷压针 Crimp contacts	公 Male	母 Female	尺寸图 Dimensions
接触电阻 Contact resistance ≤0.3mΩ 镀银 Silver plated	MCS40-1.5 MCS40-2.5 MCS40-4.0 MCS40-6.0 MCS40-10.0	FCS40-1.5 FCS40-2.5 FCS40-4.0 FCS40-6.0 FCS40-10.0	

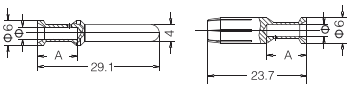

线规 Wire gague		ϕ	剥线长度 Stripping length
1.5 mm²	AWG 16	1.75	9 mm
2.5 mm²	AWG 14	2.25	9 mm
4 mm²	AWG 12	2.85	9.6 mm
6 mm²	AWG 10	3.5	9.6 mm
10 mm²	AWG 8	4.3	15 mm

剥线长度 A = 15 mm 用于电缆 ≥ 5 mm
剥线长度 A = 18 mm 用于电缆 ≥ 6.4 mm
Stripping length A =15 mm for cables ≥ 5 mm
Stripping length A =18 mm for cables ≥ 6.4 mm

工具 Tools	压接线径 Wire gauge	型号 Type
冷压钳 Manual hydraulic clamp	1.5-6 mm² 4/6/10 mm²	TL02-0 TL02-3

	适用类型 For	型号 Type
退针器 Removal tool	40A 冷压针 40A Crimp contacts	TL06

HMK-003 轴向压接型模块 Axial Module 690V 40A

插芯 Inserts

可与框架及其他所有模块产品组合使用
Combination with hinged frame and other modules possible.

技术参数 Technical Characteristics

规范	Specifications	
规范	Specifications	DIN EN 60 664
		DIN EN 61 984
插芯	**Inserts**	
接插件针数	Number Of Contacts	3
依据 EN 61 984的电气数据	Electrical Data Acc. To EN 61 984	
额定电流	Rated Current	40A
额定电压	Rated Voltage	690V
额定脉冲电压	Rated Impulse Voltage	8kV
污染程度	Pollution Degree	3
依据UL的额定电压	Rated Voltage Acc.To Ul	600V
绝缘电阻	Insulation Resistance	$\geq 10^{10}\Omega$
材料	Material	聚碳酸酯 Polycarbonate
工作温度范围	Limiting Temperatures	-40℃...+125℃
依据UL94的阻燃等级	Flammability Acc.To UL94	V0
可拔插次数	Mechanical Working Life-mating Cycles	≥500
插针	**Contacts**	
材料	Material	铜合金 Copper Alloy
表面处理	Surface	镀银 Hard-silver Plated
接触电阻	Contact Resistance	0.3mΩ
电缆绞线依据IEC 60 228-5	To IEC 60 228 Class 5	
轴向螺栓连接	Axial Screw Terminal	
导线规格	Wire Gauge	2.5-10mm²
AWG	AWG	14-8
内六角扳手	Hexagonal Driver	SW 2
剥线长度	Stripping length	
导线规格	Wire Gauge	2.5 4 6 10
mm	mm	5^{+1} 5^{+1} 8^{+1} 11^{+1}
拧紧力矩	Tightening Torque	
导线规格	Wire Gauge	2.5 4 6 10
Nm	Nm	1.5 1.5 2 2

电流负载能力 Current Carrying Capacity
电流负载能力所受的限制主要来自包含接插针的接插体可承受的最大温度
测试和控制过程依据 DIN EN 60512-5

The current carrying is limited by maximum temperature of materials for Inserts and contacts including Terminals. Measuring and testing techniques according to DIN EN 60512-5

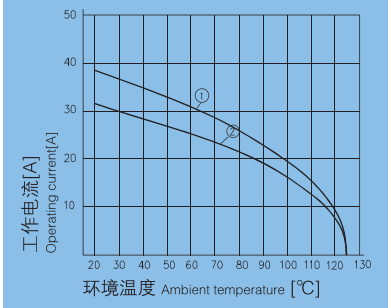

① 24B外壳带6个模块，导线截面：6mm²
② 24B外壳带6个模块，导线截面：4mm²

① 24 B hoods/housings with 6 modules, wire gauge:6mm²
② 24 B hoods/housings with 6 modules, wire gauge:4mm²

	插芯 Inserts	型号 Type	尺寸图 Dimensions
HMK-003 轴向螺栓连接	公 Male	HMK-003.1-M(2.5-8mm²) HMK-003.2-M(6-10mm²)	M
	母 Female	HMK-003.1-F(2.5-8mm²) HMK-003.2-F(6-10mm²)	F

HMK-003 Axial Screw Terminal

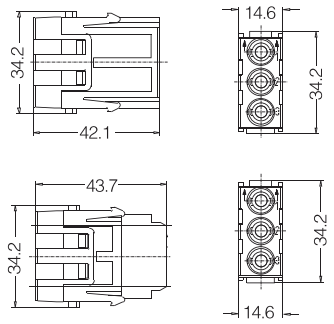

附件 Accessories

工具 Tools	描述 Description	型号 Type	尺寸图 Dimensions
内六角扳手 Hexagonal driver	用于轴向夹紧螺栓 带T型把手 For Axial Setscrew With Grip	SW-2x40	

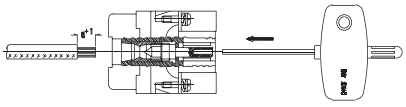

HMK-003 冷压型模块 Crimp Module 400/690V 40A

插芯 Inserts

可与框架及其他所有模块产品组合使用
Combination with hinged frame and other modules possible.

技术参数 Technical Characteristics

规范	Specifications	
规范	Specifications	DIN EN 60 664
		DIN EN 61 984
插芯	**Inserts**	
接插件针数	Number Of Contacts	3
依据 EN 61 984的电气数据	Electrical Data Acc. To EN 61 984	
额定电流	Rated Current	40A
额定电压	Rated Voltage	400/690V
额定脉冲电压	Rated Impulse Voltage	6kV
污染程度	Pollution Degree	3
依据UL/CSA的额定电压	Rated Voltage Acc.To UL/CSA	600V
依据UL/CSA的额定电流	Rated Current Acc.To UL/CSA	32A
绝缘电阻	Insulation Resistance	≥10^{10}Ω
材料	Material	聚碳酸酯 Polycarbonate
工作温度范围	Limiting Temperatures	-40℃...+125℃
依据UL94的阻燃等级	Flammability Acc.To UL94	V0
可拔插次数	Mechanical Working Life-mating Cycles	≥500
插针	**Contacts**	
材料	Material	铜合金 Copper Alloy
表面处理	Surface	镀银 Hard-silver Plated
接触电阻	Contact Resistance	≤0.3mΩ
冷压连接	Crimp Terminal	
导线规格	Wire Gauge	1.5-10mm²
AWG	AWG	16-8

电流负载能力 Current Carrying Capacity
电流负载能力所受的限制主要来自包含接插针的接插体可承受的最大温度
测试和控制过程依据 DIN EN 60512-5
The current carrying is limited by maximum temperature of materials for Inserts and contacts including Terminals.
Measuring and testing techniques according to DIN EN 60512-5

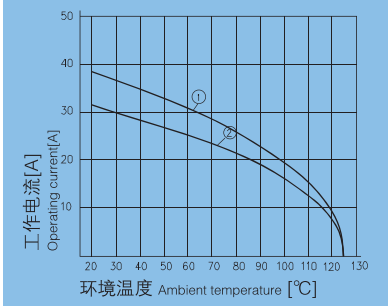

① 24B外壳带6个模块，导线截面：6mm²
② 24B外壳带6个模块，导线截面：4mm²
① 24 B hoods/housings with 6 modules, wire gauge:6mm²
② 24 B hoods/housings with 6 modules, wire gauge:4mm²

	插芯 Inserts	型号 Type	尺寸图 Dimensions
HMK-003 冷压连接	公 Male	HMK-003-MC	
	母 Female	HMK-003-FC	

HMK-003 Crimp Terminal

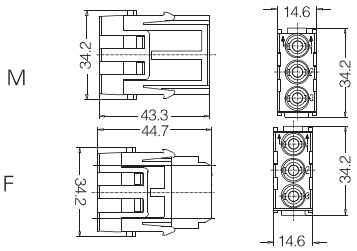

附件 Accessories

40A 冷压针 Crimp contacts	公 Male	母 Female	尺寸图 Dimensions
接触电阻 Contact resistance ≤0.3mΩ 镀银 Silver plated	MCS40-1.5 MCS40-2.5 MCS40-4.0 MCS40-6.0 MCS40-10.0	FCS40-1.5 FCS40-2.5 FCS40-4.0 FCS40-6.0 FCS40-10.0	

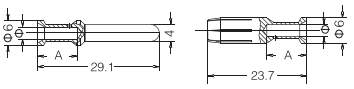

线规 Wire gague		ϕ	剥线长度 Stripping length
1.5 mm²	AWG 16	1.75	9 mm
2.5 mm²	AWG 14	2.25	9 mm
4 mm²	AWG 12	2.85	9.6 mm
6 mm²	AWG 10	3.5	9.6 mm
10 mm²	AWG 8	4.3	15 mm

剥线长度 A = 15 mm 用于电缆 ≥ 5 mm
剥线长度 A = 18 mm 用于电缆 ≥ 6.4 mm
Stripping length A =15 mm for cables ≥ 5 mm
Stripping length A =18 mm for cables ≥ 6.4 mm

工具 Tools	压接线径 Wire gauge	型号 Type
冷压钳 Manual hydraulic clamp	1.5-6 mm² 4/6/10 mm²	TL02-0 TL02-3

	适用类型 For	型号 Type
退针器 Removal tool	40A 冷压针 40A Crimp contacts	TL06

插芯 Inserts

可与框架及其他所有模块产品组合使用
Combination with hinged frame and other modules possible.

技术参数 Technical Characteristics

规范	Specifications	
规范	Specifications	DIN EN 60 664
		DIN EN 61 984
插芯	**Inserts**	
接插件针数	Number Of Contacts	3/4
依据 EN 61 984的电气数据	Electrical Data Acc. To EN 61 984	
电力区	Power Contacts	
额定电流	Rated Current	40A
额定电压	Rated Voltage	830V
额定脉冲电压	Rated Impulse Voltage	8kV
污染程度	Pollution Degree	3
信号区	Signal Contacts	
额定电流	Rated Current	10A
额定电压	Rated Voltage	830V
额定脉冲电压	Rated Impulse Voltage	8kV
污染程度	Pollution Degree	3
依据UL的额定电压	Rated Voltage Acc.To Ul	600V
绝缘电阻	Insulation Resistance	≥10^{10}Ω
材料	Material	聚碳酸酯 Polycarbonate
工作温度范围	Limiting Temperatures	-40℃...+125℃
依据UL94的阻燃等级	Flammability Acc.To UL94	V0
可拔插次数	Mechanical Working Life-mating Cycles	≥500
插针	**Contacts**	
材料	Material	铜合金 Copper Alloy
表面处理	Surface	镀银 Hard-silver Plated
		镀金 Hard-gold Plated
接触电阻	Contact Resistance	
电力区	Power Contacts	≤0.3mΩ
信号区	Signal Contacts	≤3mΩ
冷压连接	Crimp Terminal	
导线规格	Wire Gauge	
电力区	Power Contacts	1.5-6mm²
信号区	Signal Contacts	0.14-2.5mm²
AWG	AWG	
电力区	Power Contacts	16-10
信号区	Signal Contacts	26-14
最大电缆直径	Max. insulation diameter	5mm

电流负载能力 Current Carrying Capacity
电流负载能力所受的限制主要来自包含接插针的接插体可承受的最大温度
测试和控制过程依据 DIN EN 60512-5

The current carrying is limited by maximum temperature of materials for Inserts and contacts including Terminals. Measuring and testing techniques according to DIN EN 60512-5

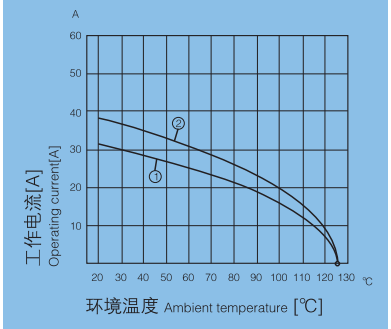

① 24B外壳带6个模块，导线截面：4mm²
② 24B外壳带6个模块，导线截面：6mm²
① 24 B hoods/housings with 6 modules, wire gauge:4mm²
② 24 B hoods/housings with 6 modules, wire gauge:6mm²

	插芯 Inserts	型号 Type	尺寸图 Dimensions
HMK-003/4 冷压连接	公 Male	HMK-003/4-MC	M
	母 Female	HMK-003/4-FC	F

HMK-003/4 Crimp Terminal

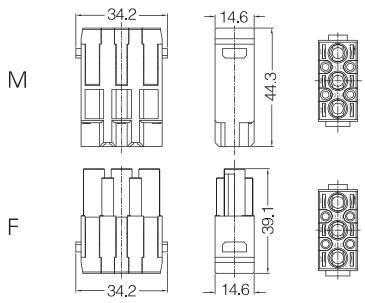

附件 Accessories

40A/10A 冷压针 Crimp contacts	公 Male	母 Female	尺寸图 Dimensions
接触电阻 Contact resistance ≤0.3mΩ	MCS40-1.5	FCS40-1.5	
镀银 Silver plated	MCS40-2.5	FCS40-2.5	
	MCS40-4.0	FCS40-4.0	
	MCS40-6.0	FCS40-6.0	
	MCS40-10.0	FCS40-10.0	

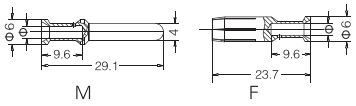

线规 Wire gague		ϕ	剥线长度 Stripping length
1.5 mm²	AWG 16	1.75	9 mm
2.5 mm²	AWG 14	2.25	9 mm
4 mm²	AWG 12	2.85	9.6 mm
6 mm²	AWG 10	3.5	9.6 mm

HMK-004 冷压型模块 Crimp Module 830V 40A

插芯 Inserts

可与框架及其他所有模块产品组合使用
Combination with hinged frame and other modules possible.

技术参数 Technical Characteristics

规范	Specifications	
规范	Specifications	DIN EN 60 664
		DIN EN 61 984
插芯	**Inserts**	
接插件针数	Number Of Contacts	4
依据 EN 61 984的电气数据	Electrical Data Acc. To EN 61 984	
额定电流	Rated Current	40A
额定电压	Rated Voltage	830V
额定脉冲电压	Rated Impulse Voltage	8kV
污染程度	Pollution Degree	3
依据UL的额定电压	Rated Voltage Acc.To UL	600V
绝缘电阻	Insulation Resistance	≥10^{10}Ω
材料	Material	聚碳酸酯 Polycarbonate
工作温度范围	Limiting Temperatures	-40℃...+125℃
依据UL94的阻燃等级	Flammability Acc.To UL94	V0
可拔插次数	Mechanical Working Life-mating Cycles	≥500
插针	**Contacts**	
材料	Material	铜合金 Copper Alloy
表面处理	Surface	镀银 Hard-silver Plated
接触电阻	Contact Resistance	≤0.3mΩ
冷压连接	Crimp Terminal	
导线规格	Wire Gauge	1.5-6mm²
AWG	AWG	16-10

电流负载能力 Current Carrying Capacity
电流负载能力所受的限制主要来自包含接插针的接插体可承受的最大温度
测试和控制过程依据 DIN EN 60512-5
The current carrying is limited by maximum temperature of materials for Inserts and contacts including Terminals. Measuring and testing techniques according to DIN EN 60512-5

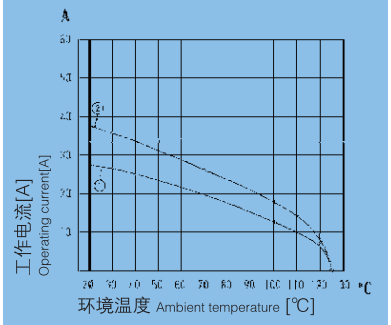

① 24B外壳带6个模块，导线截面：4mm²
② 24B外壳带6个模块，导线截面：6mm²
① 24 B hoods/housings with 6 modules, wire gauge:4mm²
② 24 B hoods/housings with 6 modules, wire gauge:6mm²

	插芯 Inserts	型号 Type	尺寸图 Dimensions
HMK-004 冷压连接	公 Male	HMK-004-MC	M
	母 Female	HMK-004-FC	F

HMK-004 Crimp Terminal

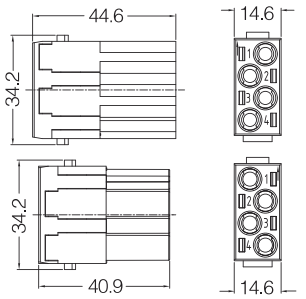

附件 Accessories

40A 冷压针 Crimp contacts	公 Male	母 Female	尺寸图 Dimensions
接触电阻 Contact resistance ≤0.3mΩ 镀银 Silver plated	MCS40-1.5 MCS40-2.5 MCS40-4.0 MCS40-6.0	FCS40-1.5 FCS40-2.5 FCS40-4.0 FCS40-6.0	

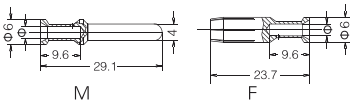

线规 Wire gague		ϕ	剥线长度 Stripping length
1.5 mm²	AWG 16	1.75	9 mm
2.5 mm²	AWG 14	2.25	9 mm
4 mm²	AWG 12	2.85	9.6 mm
6 mm²	AWG 10	3.5	9.6 mm

工具 Tools	压接线径 Wire gauge	型号 Type
冷压钳 Manual hydraulic clamp	1.5-6 mm²	TL02-0

	适用类型 For	型号 Type
退针器 Removal tool	40A 冷压针 40A Crimp contacts	TL06

插芯 Inserts

可与框架及其他所有模块产品组合使用
Combination with hinged frame and other modules possible.

技术参数 Technical Characteristics

规范	Specifications	
规范	Specifications	DIN EN 60 664
		DIN EN 61 984
插芯	**Inserts**	
接插件针数	Number Of Contacts	5
依据 EN 61 984的电气数据	Electrical Data Acc. To EN 61 984	
额定电流	Rated Current	16A
额定电压	Rated Voltage	400V
额定脉冲电压	Rated Impulse Voltage	6kV
污染程度	Pollution Degree	3
依据UL的额定电压	Rated Voltage Acc.To UL	600V
绝缘电阻	Insulation Resistance	$\geq 10^{10}\Omega$
材料	Material	聚碳酸酯 Polycarbonate
工作温度范围	Limiting Temperatures	-40℃...+125℃
依据UL94的阻燃等级	Flammability Acc.To UL94	V0
可拔插次数	Mechanical Working Life-mating Cycles	≥500
插针	**Contacts**	
材料	Material	铜合金 Copper Alloy
表面处理	Surface	镀银 Hard-silver Plated
接触电阻	Contact Resistance	≤3mΩ
弹片连接	Cage Clamp Terminal	
导线规格	Wire Gauge	0.14-2.5mm²
AWG	AWG	26-14

电流负载能力 Current Carrying Capacity
电流负载能力所受的限制主要来自包含接插针的接插体可承受的最大温度
测试和控制过程依据 DIN EN 60512-5
The current carrying is limited by maximum temperature of materials for Inserts and contacts including Terminals.
Measuring and testing techniques according to DIN EN 60512-5

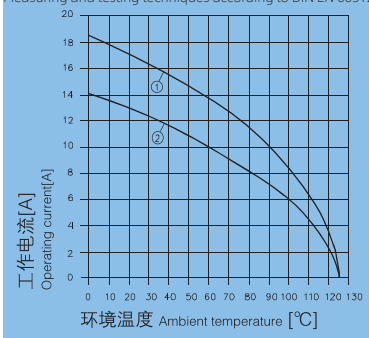

① 24 B外壳带6个模块，导线截面:2.5mm²
② 24 B外壳带6个模块，导线截面:1.5mm²
① 24 B hoods/housings with 6 modules, wire gauge:2.5mm²
② 24 B hoods/housings with 6 modules, wire gauge:1.5mm²

	插芯 Inserts	型号 Type	尺寸图 Dimensions
HME-005 弹片连接	公 Male	HME-005-MC	M
	母 Female	HME-005-FC	F

HME-005 Cage Clamp Terminal

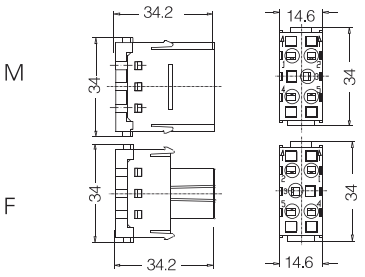

HME-006 冷压型模块 Crimp Module 500V 16A

插芯 Inserts

可与框架及其他所有模块产品组合使用
Combination with hinged frame and other modules possible.

技术参数 Technical Characteristics

规范	Specifications	
规范	Specifications	DIN EN 60 664
		DIN EN 61 984
插芯	**Inserts**	
接插件针数	Number Of Contacts	6
依据 EN 61 984的电气数据	Electrical Data Acc. To EN 61 984	
额定电流	Rated Current	16A
额定电压	Rated Voltage	500V
额定脉冲电压	Rated Impulse Voltage	6kV
污染程度	Pollution Degree	3
依据UL/CSA的额定电压	Rated Voltage Acc.To UL/CSA	600V
绝缘电阻	Insulation Resistance	≥10^{10}Ω
材料	Material	聚碳酸酯 Polycarbonate
工作温度范围	Limiting Temperatures	-40℃...+125℃
依据UL94的阻燃等级	Flammability Acc.To UL94	V0
可拔插次数	Mechanical Working Life-mating Cycles	≥500
插针	**Contacts**	
材料	Material	铜合金 Copper Alloy
表面处理	Surface	镀银 Hard-silver Plated
		镀金 Hard-gold Plated
接触电阻	Contact Resistance	≤1mΩ
冷压连接	Cage Clamp Terminal	
导线规格	Wire Gauge	0.14-4mm²
AWG	AWG	26-12

电流负载能力 Current Carrying Capacity
电流负载能力所受的限制主要来自包含接插针的接插体可承受的最大温度
测试和控制过程依据 DIN EN 60512-5
The current carrying is limited by maximum temperature of materials for Inserts and contacts including Terminals.
Measuring and testing techniques according to DIN EN 60512-5

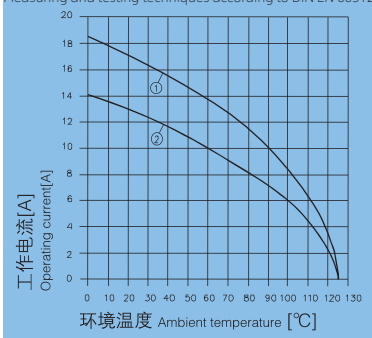

① 24 B外壳带6个模块，导线截面:2.5mm²
② 24 B外壳带6个模块，导线截面:1.5mm²
① 24 B hoods/housings with 6 modules, wire gauge:2.5mm²
② 24 B hoods/housings with 6 modules, wire gauge:1.5mm²

	插芯 Inserts	型号 Type	尺寸图 Dimensions
HME-006 冷压连接	公 Male	HME-006-MC	M
	母 Female	HME-006-FC	F

HME-006 Crimp Terminal

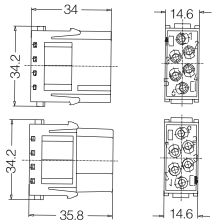

附件 Accessories

16A 冷压针 Crimp contacts	公 Male	母 Female	尺寸图 Dimensions
接触电阻 Contact resistance ≤1mΩ	MCS16-0.37	FCS16-0.37	
镀银 Silver plated	MCS16-0.5	FCS16-0.5	
	MCS16-0.75	FCS16-0.75	
	MCS16-1.0	FCS16-1.0	
	MCS16-1.5	FCS16-1.5	
	MCS16-2.5	FCS16-2.5	
	MCS16-3.0	FCS16-3.0	
	MCS16-4.0	FCS16-4.0	
镀金 Gold plated	MCG16-0.37	FCG16-0.37	
	MCG16-0.5	FCG16-0.5	
	MCG16-0.75	FCG16-0.75	
	MCG16-1.0	FCG16-1.0	
	MCG16-1.5	FCG16-1.5	
	MCG16-2.5	FCG16-2.5	
	MCG16-4.0	FCG16-4.0	

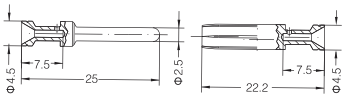

标示 Identification	线规 Wire gague		剥线长度 Stripping length
no groove	0.14-0.37 mm²	AWG 26-22	7.5 mm
no groove	0.5 mm²	AWG 20	7.5 mm
1 groove	0.75 mm²	AWG 18	7.5 mm
1 groove	1 mm²	AWG 18	7.5 mm
2 groove	1.5 mm²	AWG 16	7.5 mm
3 groove	2.5 mm²	AWG 14	7.5 mm
wide groove	3 mm²	AWG 12	7.5 mm
no groove	4 mm²	AWG 12	7.5 mm

工具 Tools	压接线径 Wire gauge	型号 Type
冷压钳 Crimping tool	0.5-4 mm²	TL02

压接线径: 0.14-0.37mm²请选择TL02冷压钳
Wire gauge: 0.14-0.37mm²please select TL02 Crimping tool

	适用类型 For	型号 Type
退针器 Removal tool	16A 冷压针 16A Crimp contacts	TL01

插芯 Inserts

可与框架及其他所有模块产品组合使用
Combination with hinged frame and other modules possible.

技术参数 Technical Characteristics

规范	Specifications	
规范	Specifications	DIN EN 60 664
		DIN EN 61 984
插芯	**Inserts**	
接插件针数	Number Of Contacts	6
依据 EN 61 984的电气数据	Electrical Data Acc. To EN 61 984	
额定电流	Rated Current	16A
额定电压	Rated Voltage	830V
额定脉冲电压	Rated Impulse Voltage	8kV
污染程度	Pollution Degree	3
依据UL/CSA的额定电压	Rated Voltage Acc.To UL/CSA	600V
绝缘电阻	Insulation Resistance	$\geq 10^{10}\Omega$
材料	Material	聚碳酸酯 Polycarbonate
工作温度范围	Limiting Temperatures	-40℃...+125℃
依据UL94的阻燃等级	Flammability Acc.To UL94	V0
可拔插次数	Mechanical Working Life-mating Cycles	≥500
插针	**Contacts**	
材料	Material	铜合金 Copper Alloy
表面处理	Surface	镀银 Hard-silver Plated
		镀金 Hard-gold Plated
接触电阻	Contact Resistance	≤1mΩ
冷压连接	Cage Clamp Terminal	
导线规格	Wire Gauge	0.14-4mm²
AWG	AWG	26-12

电流负载能力 Current Carrying Capacity
电流负载能力所受的限制主要来自包含接插针的接插体可承受的最大温度
测试和控制过程依据 DIN EN 60512-5
The current carrying is limited by maximum temperature of materials for Inserts and contacts including Terminals.
Measuring and testing techniques according to DIN EN 60512-5

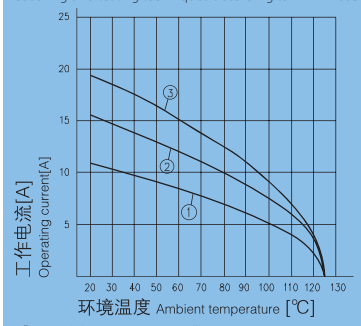

① 24 B外壳带6个模块，导线截面:1.5mm²
② 24 B外壳带6个模块，导线截面:2.5mm²
③ 24 B外壳带6个模块，导线截面:4.0mm²
① 24 B hoods/housings with 6 modules, wire gauge:1.5mm²
② 24 B hoods/housings with 6 modules, wire gauge:2.5mm²
③ 24 B hoods/housings with 6 modules, wire gauge:4.0mm²

	插芯 Inserts	型号 Type	尺寸图 Dimensions
HVME-006 冷压连接	公 Male	HVME-006-MC	M
	母 Female	HVME-006-FC	F

HVME-006 Crimp Terminal

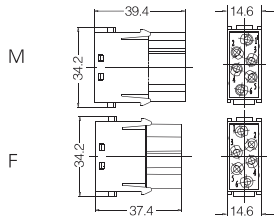

附件 Accessories

16A 冷压针 Crimp contacts	公 Male	母 Female	尺寸图 Dimensions
接触电阻 Contact resistance ≤1mΩ	MCS16-0.37	FCS16-0.37	
镀银 Silver plated	MCS16-0.5	FCS16-0.5	
	MCS16-0.75	FCS16-0.75	
	MCS16-1.0	FCS16-1.0	
	MCS16-1.5	FCS16-1.5	
	MCS16-2.5	FCS16-2.5	
	MCS16-3.0	FCS16-3.0	
	MCS16-4.0	FCS16-4.0	
镀金 Gold plated	MCG16-0.37	FCG16-0.37	
	MCG16-0.5	FCG16-0.5	
	MCG16-0.75	FCG16-0.75	
	MCG16-1.0	FCG16-1.0	
	MCG16-1.5	FCG16-1.5	
	MCG16-2.5	FCG16-2.5	
	MCG16-4.0	FCG16-4.0	

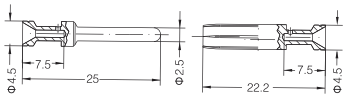

标示 Identification	线规 Wire gague		剥线长度 Stripping length
no groove	0.14-0.37 mm²	AWG 26-22	7.5 mm
no groove	0.5 mm²	AWG 20	7.5 mm
1 groove	0.75 mm²	AWG 18	7.5 mm
1 groove	1 mm²	AWG 18	7.5 mm
2 groove	1.5 mm²	AWG 16	7.5 mm
3 groove	2.5 mm²	AWG 14	7.5 mm
wide groove	3 mm²	AWG 12	7.5 mm
no groove	4 mm²	AWG 12	7.5 mm

工具 Tools	压接线径 Wire gauge	型号 Type
冷压钳 Crimping tool	0.5-4 mm²	TL02

压接线径: 0.14-0.37mm²请选择TL02冷压钳
Wire gauge: 0.14-0.37mm²please select TL02 Crimping tool

	适用类型 For	型号 Type
退针器 Removal tool	16A 冷压针 16A Crimp contacts	TL01

插芯 Inserts

可与框架及其他所有模块产品组合使用
Combination with hinged frame and other modules possible.

技术参数 Technical Characteristics

规范	Specifications	
规范	Specifications	DIN EN 60 664
		DIN EN 61 984
插芯	**Inserts**	
接插件针数	Number Of Contacts	8
依据 EN 61 984的电气数据	Electrical Data Acc. To EN 61 984	
额定电流	Rated Current	16A
额定电压	Rated Voltage	400V
额定脉冲电压	Rated Impulse Voltage	6kV
污染程度	Pollution Degree	3
依据UL/CSA的额定电压	Rated Voltage Acc.To UL/CSA	600V
绝缘电阻	Insulation Resistance	$\geq 10^{10}\Omega$
材料	Material	聚碳酸酯 Polycarbonate
工作温度范围	Limiting Temperatures	-40℃...+125℃
依据UL94的阻燃等级	Flammability Acc.To UL94	V0
可拔插次数	Mechanical Working Life-mating Cycles	≥500
插针	**Contacts**	
材料	Material	铜合金 Copper Alloy
表面处理	Surface	镀银 Hard-silver Plated
		镀金 Hard-gold Plated
接触电阻	Contact Resistance	≤1mΩ
冷压连接	Cage Clamp Terminal	
导线规格	Wire Gauge	0.14-4mm²
AWG	AWG	26-12

电流负载能力 Current Carrying Capacity
电流负载能力所受的限制主要来自包含接插针的接插体可承受的最大温度
测试和控制过程依据 DIN EN 60512-5
The current carrying is limited by maximum temperature of materials for Inserts and contacts including Terminals.
Measuring and testing techniques according to DIN EN 60512-5

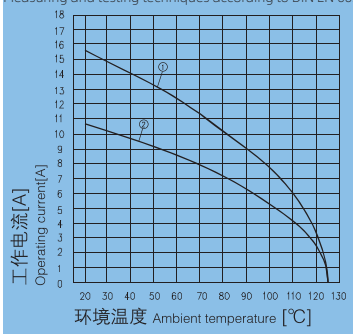

① 24 B外壳带6个模块，导线截面:2.5mm²
② 24 B外壳带6个模块，导线截面:1.5mm²
① 24 B hoods/housings with 6 modules, wire gauge:2.5mm²
② 24 B hoods/housings with 6 modules, wire gauge:1.5mm²

	插芯 Inserts	型号 Type	尺寸图 Dimensions
HMEE-008 冷压连接	公 Male	HMEE-008-MC	
	母 Female	HMEE-008-FC	

HMEE-008 Crimp Terminal

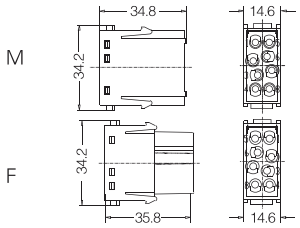

附件 Accessories

16A 冷压针 Crimp contacts	公 Male	母 Female	尺寸图 Dimensions
接触电阻 Contact resistance ≤1mΩ			
镀银 Silver plated	MCS16-0.37	FCS16-0.37	
	MCS16-0.5	FCS16-0.5	
	MCS16-0.75	FCS16-0.75	
	MCS16-1.0	FCS16-1.0	
	MCS16-1.5	FCS16-1.5	
	MCS16-2.5	FCS16-2.5	
	MCS16-3.0	FCS16-3.0	
	MCS16-4.0	FCS16-4.0	
镀金 Gold plated	MCG16-0.37	FCG16-0.37	
	MCG16-0.5	FCG16-0.5	
	MCG16-0.75	FCG16-0.75	
	MCG16-1.0	FCG16-1.0	
	MCG16-1.5	FCG16-1.5	
	MCG16-2.5	FCG16-2.5	
	MCG16-4.0	FCG16-4.0	

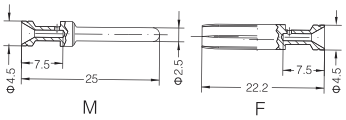

标示 Identification	线规 Wire gague		剥线长度 Stripping length
no groove	0.14-0.37 mm²	AWG 26-22	7.5 mm
no groove	0.5 mm²	AWG 20	7.5 mm
1 groove	0.75 mm²	AWG 18	7.5 mm
1 groove	1 mm²	AWG 18	7.5 mm
2 groove	1.5 mm²	AWG 16	7.5 mm
3 groove	2.5 mm²	AWG 14	7.5 mm
wide groove	3 mm²	AWG 12	7.5 mm
no groove	4 mm²	AWG 12	7.5 mm

工具 Tools	压接线径 Wire gauge	型号 Type
冷压钳 Crimping tool	0.5-4 mm²	TL02

压接线径: 0.14-0.37mm²请选择TL02冷压钳
Wire gauge: 0.14-0.37mm²please select TL02 Crimping tool

	适用类型 For	型号 Type
退针器 Removal tool	16A 冷压针 16A Crimp contacts	TL01

H2MEE-020 冷压型模块 Crimp Module 500V 16A

插芯 Inserts

可与框架及其他所有模块产品组合使用
Combination with hinged frame and other modules possible.

技术参数 Technical Characteristics

规范	Specifications	
规范	Specifications	DIN EN 60 664
		DIN EN 61 984
插芯	**Inserts**	
接插件针数	Number Of Contacts	20
依据 EN 61 984的电气数据	Electrical Data Acc. To EN 61 984	
额定电流	Rated Current	16A
额定电压	Rated Voltage	500V
额定脉冲电压	Rated Impulse Voltage	6kV
污染程度	Pollution Degree	3
依据UL/CSA的额定电压	Rated Voltage Acc.To UL/CSA	600V
绝缘电阻	Insulation Resistance	≥10^{10}Ω
材料	Material	聚碳酸酯 Polycarbonate
工作温度范围	Limiting Temperatures	-40℃...+125℃
依据UL94的阻燃等级	Flammability Acc.To UL94	V0
可拔插次数	Mechanical Working Life-mating Cycles	≥500
插针	**Contacts**	
材料	Material	铜合金 Copper Alloy
表面处理	Surface	镀银 Hard-silver Plated
		镀金 Hard-gold Plated
接触电阻	Contact Resistance	≤1mΩ
冷压连接	Cage Clamp Terminal	
导线规格	Wire Gauge	0.14-4mm²
AWG	AWG	26-12

电流负载能力 Current Carrying Capacity

电流负载能力所受的限制主要来自包含接插针的接插体可承受的最大温度
测试和控制过程依据 DIN EN 60512-5

The current carrying is limited by maximum temperature of materials for Inserts and contacts including Terminals.
Measuring and testing techniques according to DIN EN 60512-5

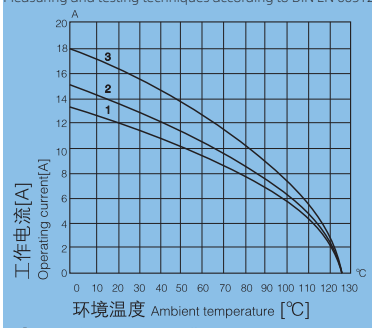

① 24 B外壳带3个模块，导线截面:1.5mm²
② 24 B外壳带3个模块，导线截面:2.5mm²
③ 24 B外壳带3个模块，导线截面:4.0mm²
① 24 B hoods/housings with 3 modules, wire gauge:1.5mm²
② 24 B hoods/housings with 3 modules, wire gauge:2.5mm²
③ 24 B hoods/housings with 3 modules, wire gauge:4.0mm²

	插芯 Inserts	型号 Type	尺寸图 Dimensions
H2MEE-020 冷压连接	公 Male	H2MEE-020-MC	
	母 Female	H2MEE-020-FC	

H2MEE-020 Crimp Terminal

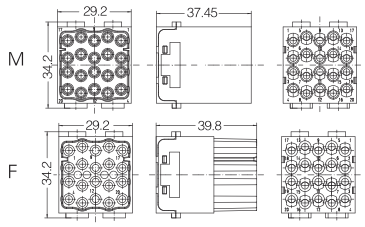

附件 Accessories

16A 冷压针 Crimp contacts	公 Male	母 Female	尺寸图 Dimensions
接触电阻 Contact resistance ≤1mΩ			
镀银 Silver plated	MCS16-0.37	FCS16-0.37	
	MCS16-0.5	FCS16-0.5	
	MCS16-0.75	FCS16-0.75	
	MCS16-1.0	FCS16-1.0	
	MCS16-1.5	FCS16-1.5	
	MCS16-2.5	FCS16-2.5	
	MCS16-3.0	FCS16-3.0	
	MCS16-4.0	FCS16-4.0	
镀金 Gold plated	MCG16-0.37	FCG16-0.37	
	MCG16-0.5	FCG16-0.5	
	MCG16-0.75	FCG16-0.75	
	MCG16-1.0	FCG16-1.0	
	MCG16-1.5	FCG16-1.5	
	MCG16-2.5	FCG16-2.5	
	MCG16-4.0	FCG16-4.0	

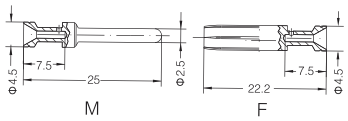

标示 Identification	线规 Wire gague		剥线长度 Stripping length
no groove	0.14-0.37 mm²	AWG 26-22	7.5 mm
no groove	0.5 mm²	AWG 20	7.5 mm
1 groove	0.75 mm²	AWG 18	7.5 mm
1 groove	1 mm²	AWG 18	7.5 mm
2 groove	1.5 mm²	AWG 16	7.5 mm
3 groove	2.5 mm²	AWG 14	7.5 mm
wide groove	3 mm²	AWG 12	7.5 mm
no groove	4 mm²	AWG 12	7.5 mm

工具 Tools	压接线径 Wire gauge	型号 Type
冷压钳 Crimping tool	0.5-4 mm²	TL02

压接线径: 0.14-0.37mm²请选择TL02冷压钳
Wire gauge: 0.14-0.37mm²please select TL02 Crimping tool

	适用类型 For	型号 Type
退针器 Removal tool	16A 冷压针 16A Crimp contacts	TL01

HMD-012 冷压型模块 Crimp Module 250V 10A

插芯 Inserts

可与框架及其他所有模块产品组合使用
Combination with hinged frame and other modules possible.

技术参数 Technical Characteristics

规范	Specifications	
规范	Specifications	DIN EN 60 664
		DIN EN 61 984
插芯	**Inserts**	
接插件针数	Number Of Contacts	12
依据 EN 61 984的电气数据	Electrical Data Acc. To EN 61 984	
额定电流	Rated Current	10A
额定电压	Rated Voltage	250V
额定脉冲电压	Rated Impulse Voltage	4kV
污染程度	Pollution Degree	3
依据UL/CSA的额定电压	Rated Voltage Acc.To UL/CSA	600V
绝缘电阻	Insulation Resistance	$\geq 10^{10}\Omega$
材料	Material	聚碳酸酯 Polycarbonate
工作温度范围	Limiting Temperatures	-40℃...+125℃
依据UL94的阻燃等级	Flammability Acc.To UL94	V0
可拔插次数	Mechanical Working Life-mating Cycles	≥500
插针	**Contacts**	
材料	Material	铜合金 Copper Alloy
表面处理	Surface	镀银 Hard-silver Plated
		镀金 Hard-gold Plated
接触电阻	Contact Resistance	≤3mΩ
冷压连接	Cage Clamp Terminal	
导线规格	Wire Gauge	0.14-2.5mm²
AWG	AWG	26-14

电流负载能力 Current Carrying Capacity
电流负载能力所受的限制主要来自包含接插针的接插体可承受的最大温度
测试和控制过程依据 DIN EN 60512-5
The current carrying is limited by maximum temperature of materials for Inserts and contacts including Terminals.
Measuring and testing techniques according to DIN EN 60512-5

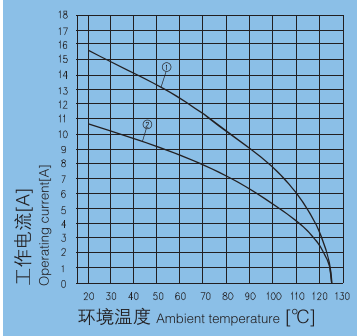

① 24 B外壳带6个模块，导线截面:2.5mm²
② 24 B外壳带6个模块，导线截面:1.5mm²
① 24 B hoods/housings with 6 modules, wire gauge:2.5mm²
② 24 B hoods/housings with 6 modules, wire gauge:1.5mm²

	插芯 Inserts	型号 Type	尺寸图 Dimensions
HMD-012 冷压连接	公 Male	HMD-012-MC	
	母 Female	HMD-012-FC	



HMD-012 Crimp Terminal

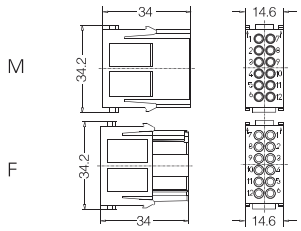

附件 Accessories

10A 冷压针 Crimp contacts	公 Male	母 Female	尺寸图 Dimensions
接触电阻 Contact resistance ≤3mΩ			
镀银 Silver plated	MCNS10-0.37	FCNS10-0.37	
	MCNS10-0.5	FCNS10-0.5	
	MCNS10-0.75	FCNS10-0.75	
	MCNS10-1.0	FCNS10-1.0	
	MCNS10-1.5	FCNS10-1.5	
	MCNS10-2.5	FCNS10-2.5	
镀金 Gold plated	MCNG10-0.37	FCNG10-0.37	
	MCNG10-0.5	FCNG10-0.5	
	MCNG10-0.75	FCNG10-0.75	
	MCNG10-1.0	FCNG10-1.0	
	MCNG10-1.5	FCNG10-1.5	
	MCNG10-2.5	FCNG10-2.5	

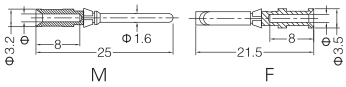

线规 Wire gague		Φ	剥线长度 Stripping length
0.14-0.37 mm²	AWG 26-22	0.9	8 mm
0.5 mm²	AWG 20	1.1	8 mm
0.75 mm²	AWG 18	1.3	8 mm
1 mm²	AWG 18	1.45	8 mm
1.5 mm²	AWG 16	1.75	8 mm
2.5 mm²	AWG 14	2.25	8 mm

工具 Tools	压接线径 Wire gauge	型号 Type
冷压钳 Crimping tool	0.14-4 mm²	TL02

	适用类型 For	型号 Type
退针器 Removal tool	10A 冷压针 10A Crimp contacts	TL00

HMDD-017 冷压型模块 Crimp Module 160V 10A

插芯 Inserts

可与框架及其他所有模块产品组合使用
Combination with hinged frame and other modules possible.

技术参数 Technical Characteristics

规范	Specifications	
规范	Specifications	DIN EN 60 664
		DIN EN 61 984
插芯	**Inserts**	
接插件针数	Number Of Contacts	17
依据 EN 61 984的电气数据	Electrical Data Acc. To EN 61 984	
额定电流	Rated Current	10A
额定电压	Rated Voltage	160V
额定脉冲电压	Rated Impulse Voltage	2.5kV
污染程度	Pollution Degree	3
依据UL/CSA的额定电压	Rated Voltage Acc.To UL/CSA	250V
绝缘电阻	Insulation Resistance	$\geq 10^{10}\Omega$
材料	Material	聚碳酸酯 Polycarbonate
工作温度范围	Limiting Temperatures	-40℃...+125℃
依据UL94的阻燃等级	Flammability Acc.To UL94	V0
可拔插次数	Mechanical Working Life-mating Cycles	≥500
插针	**Contacts**	
材料	Material	铜合金 Copper Alloy
表面处理	Surface	镀银 Hard-silver Plated
		镀金 Hard-gold Plated
接触电阻	Contact Resistance	≤3mΩ
冷压连接	Cage Clamp Terminal	
导线规格	Wire Gauge	0.14-2.5mm²
AWG	AWG	26-14

电流负载能力 Current Carrying Capacity
电流负载能力所受的限制主要来自包含接插针的接插体可承受的最大温度
测试和控制过程依据 DIN EN 60512-5
The current carrying is limited by maximum temperature of materials for Inserts and contacts including Terminals. Measuring and testing techniques according to DIN EN 60512-5

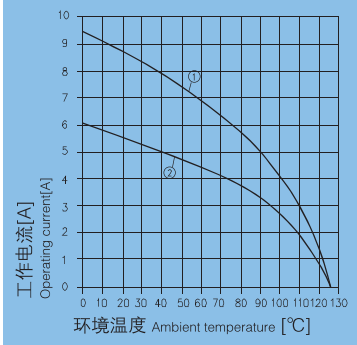

① 24 B外壳带6个模块，导线截面:1.5mm²
② 24 B外壳带6个模块，导线截面:1.0mm²
① 24 B hoods/housings with 6 modules, wire gauge:1.5mm²
② 24 B hoods/housings with 6 modules, wire gauge:1.0mm²

	插芯 Inserts	型号 Type	尺寸图 Dimensions
HMDD-017 冷压连接	公 Male	HMDD-017-MC	M
	母 Female	HMDD-017-FC	F



HMDD-017 Crimp Terminal

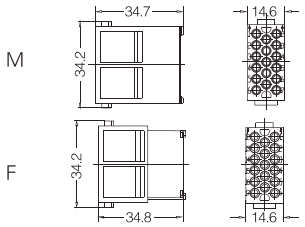

附件 Accessories

10A 冷压针 Crimp contacts	公 Male	母 Female	尺寸图 Dimensions
接触电阻 Contact resistance ≤3mΩ			
镀银 Silver plated	MCNS10-0.37	FCNS10-0.37	
	MCNS10-0.5	FCNS10-0.5	
	MCNS10-0.75	FCNS10-0.75	
	MCNS10-1.0	FCNS10-1.0	
	MCNS10-1.5	FCNS10-1.5	
	MCNS10-2.5	FCNS10-2.5	
镀金 Gold plated	MCNG10-0.37	FCNG10-0.37	
	MCNG10-0.5	FCNG10-0.5	
	MCNG10-0.75	FCNG10-0.75	
	MCNG10-1.0	FCNG10-1.0	
	MCNG10-1.5	FCNG10-1.5	
	MCNG10-2.5	FCNG10-2.5	

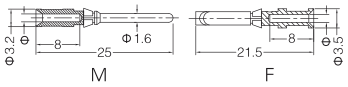

线规 Wire gague		ϕ	剥线长度 Stripping length
0.14-0.37 mm²	AWG 26-22	0.9	8 mm
0.5 mm²	AWG 20	1.1	8 mm
0.75 mm²	AWG 18	1.3	8 mm
1 mm²	AWG 18	1.45	8 mm
1.5 mm²	AWG 16	1.75	8 mm
2.5 mm²	AWG 14	2.25	8 mm

工具 Tools	压接线径 Wire gauge	型号 Type
冷压钳 Crimping tool	0.14-4 mm²	TL02

	适用类型 For	型号 Type
退针器 Removal tool	10A 冷压针 10A Crimp contacts	TL00

插芯 Inserts

可与框架及其他所有模块产品组合使用
Combination with hinged frame and other modules possible.

技术参数 Technical Characteristics

规范	Specifications	
规范	Specifications	DIN EN 60 664
		DIN EN 61 984
插芯	**Inserts**	
接插件针数	Number Of Contacts	9
依据 EN 61 984的电气数据	Electrical Data Acc. To EN 61 984	
额定电流	Rated Current	5A
额定电压	Rated Voltage	50V
额定脉冲电压	Rated Impulse Voltage	0.8kV
污染程度	Pollution Degree	3
绝缘电阻	Insulation Resistance	≥10^{10}Ω
材料	Material	聚碳酸酯 Polycarbonate
工作温度范围	Limiting Temperatures	-40℃...+125℃
依据UL94的阻燃等级	Flammability Acc.To UL94	V0
可拔插次数	Mechanical Working Life-mating Cycles	≥500
插针	**Contacts**	
材料	Material	铜合金 Copper Alloy
表面处理	Surface	镀银 Hard-silver Plated
		镀金 Hard-gold Plated
接触电阻	Contact Resistance	≤3mΩ
冷压连接	Cage Clamp Terminal	
导线规格	Wire Gauge	0.09-0.82mm²
AWG	AWG	28-18

	插芯 Inserts	型号 Type	尺寸图 Dimensions
HMDS-009 冷压连接	公 Male	HMDS-009-MC	
	母 Female	HMDS-009-FC	

HMDS-009 Crimp Terminal

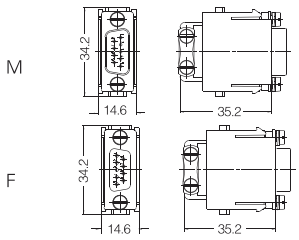

附件 Accessories

5A 冷压针 Crimp contacts	公 Male	母 Female	尺寸图 Dimensions
接触电阻 Contact resistance ≤3mΩ 镀银 Silver plated	MCS5-0.25 MCS5-0.33 MCS5-0.52 MCS5-0.82	FCS5-0.25 FCS5-0.33 FCS5-0.52 FCS5-0.82	
镀金 Gold plated	MCG5-0.25 MCG5-0.33 MCG5-0.52 MCG5-0.82	FCG5-0.25 FCG5-0.33 FCG5-0.52 FCG5-0.82	

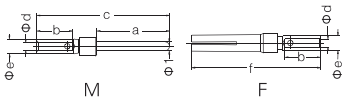

a	b	c	d	e	f
8.23	4.2	14.0	1.35	1.75	13.6
8.10	4.0	14.8	1.12	1.66	14.4
8.10	4.0	14.8	0.90	1.66	14.4
8.10	4.0	14.8	0.64	1.66	14.4

线规 Wire gague		剥线长度 Stripping length
0.09-0.21 mm²	AWG 28-24	5 mm
0.13-0.33 mm²	AWG 26-22	5 mm
0.33-0.52 mm²	AWG 22-20	5 mm
0.33-0.82 mm²	AWG 22-18	5 mm

工具 Tools	压接线径 Wire gauge	型号 Type
冷压钳 Crimping tool	0.09-0.82 mm²	TL03

	适用类型 For	型号 Type
退针器 Removal tool	5A 冷压针 5A Crimp contacts	TL08

HMDS-025 高密度型模块 High-density Module 50V 4A

插芯 Inserts

可与框架及其他所有模块产品组合使用
Combination with hinged frame and other modules possible.

技术参数 Technical Characteristics

规范	Specifications	
规范	Specifications	DIN EN 60 664
		DIN EN 61 984
插芯	**Inserts**	
接插件针数	Number Of Contacts	25
依据 EN 61 984的电气数据	Electrical Data Acc. To EN 61 984	
额定电流	Rated Current	4A
额定电压	Rated Voltage	50V
额定脉冲电压	Rated Impulse Voltage	0.8kV
污染程度	Pollution Degree	3
绝缘电阻	Insulation Resistance	≥10^{10}Ω
材料	Material	聚碳酸酯 Polycarbonate
工作温度范围	Limiting Temperatures	-40℃...+125℃
依据UL94的阻燃等级	Flammability Acc.To UL94	V0
可拔插次数	Mechanical Working Life-mating Cycles	≥500
插针	**Contacts**	
材料	Material	铜合金 Copper Alloy
表面处理	Surface	镀银 Hard-silver Plated
		镀金 Hard-gold Plated
接触电阻	Contact Resistance	≤3mΩ
冷压连接	Cage Clamp Terminal	
导线规格	Wire Gauge	0.09-0.52mm²
AWG	AWG	28-20

电流负载能力 Current Carrying Capacity
电流负载能力所受的限制主要来自包含接插针的接插体可承受的最大温度
测试和控制过程依据 DIN EN 60512-5
The current carrying is limited by maximum temperature of materials for Inserts and contacts including Terminals.
Measuring and testing techniques according to DIN EN 60512-5

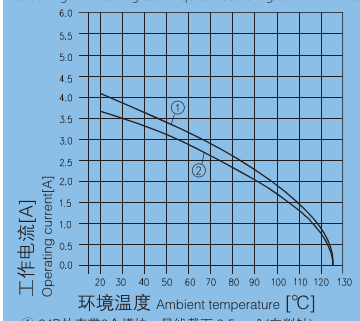

① 24B外壳带6个模块，导线截面:0.5mm² (车削针)
② 24B外壳带6个模块，导线截面:0.5mm² (冲压针)
① 24 B hoods/housings with 6 modules, wire gauge:1.5mm² (turned contacts)
② 24 B hoods/housings with 6 modules, wire gauge:1.0mm² (stamped contacts)

	插芯 Inserts	型号 Type	尺寸图 Dimensions
HMDS-025 冷压连接	公 Male	HMDS-025-MC	M
	母 Female	HMDS-025-FC	F

HMDS-025 Crimp Terminal

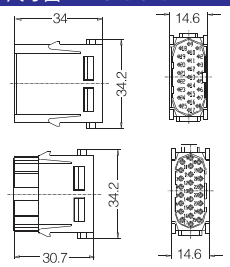

附件 Accessories

5A 冷压针 Crimp contacts	公 Male	母 Female	尺寸图 Dimensions
接触电阻 Contact resistance ≤3mΩ 镀银 Silver plated	MCS5-0.25 MCS5-0.33 MCS5-0.52 MCS5-0.82	FCS5-0.25 FCS5-0.33 FCS5-0.52 FCS5-0.82	
镀金 Gold plated	MCG5-0.25 MCG5-0.33 MCG5-0.52 MCG5-0.82	FCG5-0.25 FCG5-0.33 FCG5-0.52 FCG5-0.82	

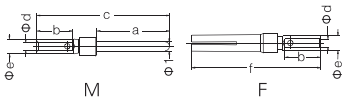

a	b	c	d	e	f
8.23	4.2	14.0	1.35	1.75	13.6
8.10	4.0	14.8	1.12	1.66	14.4
8.10	4.0	14.8	0.90	1.66	14.4
8.10	4.0	14.8	0.64	1.66	14.4

线规 Wire gague		剥线长度 Stripping length
0.09-0.25 mm²	AWG 28-24	5 mm
0.13-0.33 mm²	AWG 26-22	5 mm
0.33-0.52 mm²	AWG 22-20	5 mm
0.33-0.82 mm²	AWG 22-18	5 mm

工具 Tools	压接线径 Wire gauge	型号 Type
冷压钳 Crimping tool	0.09-0.82 mm²	TL03

	适用类型 For	型号 Type
退针器 Removal tool	5A 冷压针 5A Crimp contacts	TL08

插芯 Inserts

可与框架及其他所有模块产品组合使用
Combination with hinged frame and other modules possible.

技术参数 Technical Characteristics

规范	Specifications	
规范	Specifications	DIN EN 60 664 DIN EN 61 984
插芯	**Inserts**	
接插件针数	Number Of Contacts	8
依据 EN 61 984的电气数据	Electrical Data Acc. To EN 61 984	
额定电流	Rated Current	1A
额定电压	Rated Voltage	50V
额定脉冲电压	Rated Impulse Voltage	0.8kV
污染程度	Pollution Degree	3
依据UL的额定电压	Rated Voltage Acc.To UL	< 30V
传输特性	Transmission Features	Category 6 /Class E up to 500 MHz; acc. to ISO/IEC 11 801:2002 and EN 50 173-1
传输速率	Transmission Rate	10/100/1000 Mbit/s
绝缘电阻	Insulation Resistance	$\geq 10^{10}\Omega$
材料	Material	聚碳酸酯 Polycarbonate
工作温度范围	Limiting Temperatures	-40℃...+125℃
依据UL94的阻燃等级	Flammability Acc.To UL94	V0
可拔插次数	Mechanical Working Life-mating Cycles	≥500

	插芯 Inserts	型号 Type	尺寸图 Dimensions
HM-RJ45 插芯 用于接缆线  HM-RJ45 Inserts For Patch Cable	公 Male 母 Female	HM-RJ45-M HM-RJ45-F	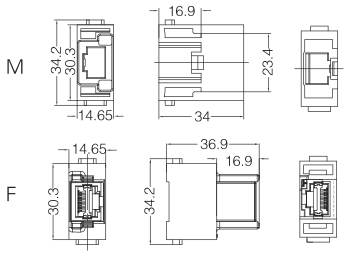
适配器  Adapter	描述 Description 与公插芯搭配 go with male insert 仅用于标准电缆接线 for standard cable	型号 Type HM-RJ45-APT	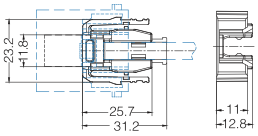

HMP-002 气动模块 Pneumatic Module

插芯 Inserts

可与框架及其他所有模块产品组合使用
Combination with hinged frame and other modules possible.

技术参数 Technical Characteristics

规范	**Specifications**	
规范	Specifications	DIN EN 60 664
		DIN EN 61 984
插芯	**Inserts**	
接插件针数	Number Of Contacts	2
材料	Material	聚碳酸酯 Polycarbonate
工作温度范围	Limiting Temperatures	-40℃...+80℃
依据UL94的阻燃等级	Flammability Acc.To UL94	V0
可拔插次数	Mechanical Working Life-mating Cycles	≥500
插针	**Contacts**	
材料	Material	聚甲醛 Delrin Acetal
颜色	Colour	黑色 Black
软管连接	Tube Termination	
内径	Internal Diameter (id)	6.0mm/1/4″
工作压力	Working Pressure	最大(Up To) 8 Bar/116 Psi
密封圈	Sealing	
材料	Material	丁晴橡胶 Buna-n
闭锁阀	Shut Off Valve	
材料	Material	聚丙烯 Polypropylen

	描述 Description	型号 Type	尺寸图 Dimensions
HMP-002 气动模块  HMP-002 Pneumatic Mdule		HMP-002	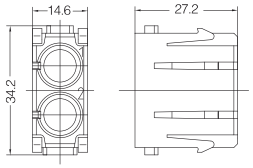

附件 Accessories

	描述 Description	类别 Category	ID	型号 Type	
针 用于软管内径(ID)  For Tubeinternal Dinameter (ID)	无锁止 Without Shut Off	公 Male	6.0mm	PCM-6.0	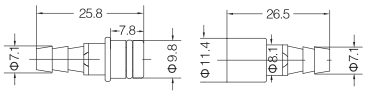 M F
	无锁止 Without Shut Off	母 Female	6.0mm	PCF-6.0	
针 用于软管内径(ID)  For Tubeinternal Dinameter (ID)	带锁止 With Shut Off	母 Female	6.0mm	PCFS-6.0	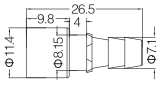

插芯 Inserts

可与框架及其他所有模块产品组合使用
Combination with hinged frame and other modules possible.

技术参数 Technical Characteristics

规范	**Specifications**	
规范	Specifications	DIN EN 60 664
		DIN EN 61 984
插芯	**Inserts**	
接插件针数	Number Of Contacts	3
材料	Material	聚碳酸酯 Polycarbonate
工作温度范围	Limiting Temperatures	-40℃...+80℃
依据UL94的阻燃等级	Flammability Acc.To UL94	V0
可拔插次数	Mechanical Working Life-mating Cycles	≥500
插针	**Contacts**	
材料	Material	聚甲醛 Delrin Acetal
颜色	Colour	黑色 Black
软管连接	Tube Termination	
内径	Internal Diameter (id)	1.6mm/1/16″
		3mm
		4mm/1/8″
工作压力	Working Pressure	最大(Up To) 8 Bar/116 Psi
密封圈	Sealing	
材料	Material	丁晴橡胶 Buna-n
闭锁阀	Shut Off Valve	
材料	Material	聚丙烯 Polypropylen

	描述 Description	型号 Type	尺寸图 Dimensions
HMP-003 气动模块  HMP-003 Pneumatic Mdule		HMP-003	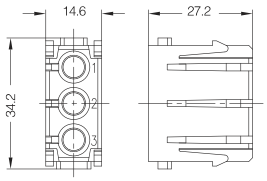

附件 Accessories

	描述 Description	类别 Category	ID	型号 Type	
针 用于软管内径(ID)  For Tubeinternal Dinameter (ID)	无锁止 Without Shut Off	公 Male	1.6mm	PCM-1.6	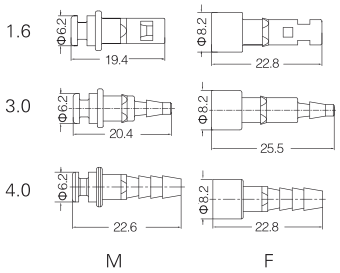
			3.0mm	PCM-3.0	
			4.0mm	PCM-4.0	
	无锁止 Without Shut Off	母 Female	1.6mm	PCF-1.6	
			3.0mm	PCF-3.0	
			4.0mm	PCF-4.0	
针 用于软管内径(ID)  For Tubeinternal Dinameter (ID)	带锁止 With Shut Off	母 Female	1.6mm	PCFS-1.6	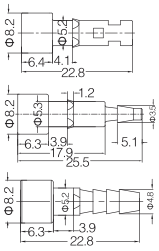
			3.0mm	PCFS-3.0	
			4.0mm	PCFS-4.0	

技术参数 Technical Characteristics

规范	Specifications	
规范	Specifications	DIN EN 60 664
		DIN EN 61 984
插芯	**Inserts**	
依据 EN 61 984的电气数据	Electrical Data Acc. To EN 61 984	
电力区	Power District	
额定电流	Rated Current	40A
相对地额定电压	Rated Voltage Conductor-Ground	400V
相间额定电压	Rated Voltage Conductor-Conductor	690V
额定脉冲电压	Rated Impulse Voltage	6kV
污染程度	Pollution Degree	3
信号区	Power District	
额定电流	Rated Current	10A
额定电压	Rated Voltage	250V
额定脉冲电压	Rated Impulse Voltage	4kV
污染程度	Pollution Degree	3
依据UL/CSA额定电压	Rated Voltage Acc.To UI CSA	600V/250V
绝缘电阻	Insulation Resistance	$\geq 10^{10}\Omega$
材料	Material	聚碳酸酯 Polycarbonate
工作温度范围	Limiting Temperatures	-40℃...+125℃
依据UL94阻燃等级	Flammability Acc.To UL94	V0
可拔插次数	Mechanical Working Life-mating Cycles	≥500
插针	**Contacts**	
材料	Material	铜合金 Copper Alloy
表面处理	Surface	镀金 Hard-gold Plated
		镀银 Hard-silver Plated
接触电阻	Contact Resistance	≤1mΩ
冷压连接	Crimp Terminal	
导线规格	Wire Gauge	1.5-6mm²/0.14-2.5mm²
AWG	AWG	16-10/26-14
最大绝缘直径	Maximum insulation diameter	
强电针	Strong electroacupuncture	5mm
外壳	**Hoods/Housings**	
塑料外壳	Plastic Hoods/Housings	
材料	Material	热塑性塑料 Thermoplastic
联锁元件	Interlocking elements	聚酰胺(尼龙) Polyamide (nylon)
外壳密封	Shell sealing	丁晴橡胶 NBR
工作温度范围	Operating temperature range	-40℃...+125℃
依据UL94阻燃等级	Flammability Acc.To UL94	V0
连锁状态下依据DIN	Degree Of Protection Acc.To DIN	
EN60 529的防护等级	EN60 529 For Coupled Connector	IP67

电流负载能力 Current Carrying Capacity

电流负载能力所受的限制主要来自包含接插针的接插体可承受的最大温度
The current carrying is limited by maximum temperature of materials for Inserts and contacts including terminals.
测试和控制过程依据 Measuring and testing techniques according to DIN EN 60512-5

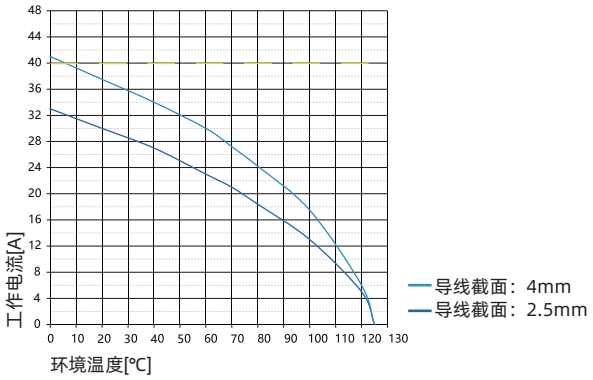

HQ-004/2 紧凑小体积型插芯 Compact Series

	插芯 Inserts	型号 Type	尺寸图 Dimensions
HQ-004/2 冷压连接	公 Male 母 Female	HQ-004/2-MC HQ-004/2-FC	400V/690V 40/10A 4/2 ⏚

HQ-005/0 Crimp terminal

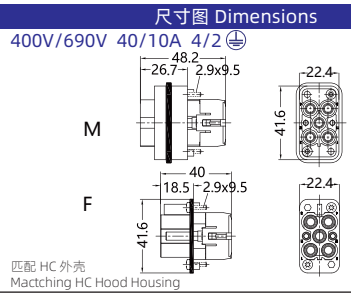

匹配 HC 外壳
Mactching HC Hood Housing

附件 Accessories

10A 冷压针 Crimp contacts	公 Male	母 Female	尺寸图 Dimensions
接触电阻 Contact resistance ≤3mΩ 镀银 Silver plated	MCNS10-0.25 MCNS10-0.37 MCNS10-0.5 MCNS10-0.75 MCNS10-1.0 MCNS10-1.5 MCNS10-2.5	FCNS10-0.25 FCNS10-0.37 FCNS10-0.5 FCNS10-0.75 FCNS10-1.0 FCNS10-1.5 FCNS10-2.5	
镀金 Gold plated	MCNG10-0.25 MCNG10-0.37 MCNG10-0.5 MCNG10-0.75 MCNG10-1.0 MCNG10-1.5 MCNG10-2.5	FCNG10-0.25 FCNG10-0.37 FCNG10-0.5 FCNG10-0.75 FCNG10-1.0 FCNG10-1.5 FCNG10-2.5	

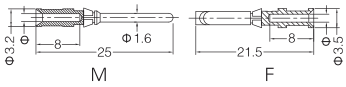

线规 Wire gague		ϕ	剥线长度 Stripping length
0.14-0.37 mm²	AWG 26-22	0.9	8 mm
0.5 mm²	AWG 20	1.1	8 mm
0.75 mm²	AWG 18	1.3	8 mm
1 mm²	AWG 18	1.45	8 mm
1.5 mm²	AWG 16	1.75	8 mm
2.5 mm²	AWG 14	2.25	8 mm

当线规小于0.75mm²时，建议使用辅助装针工具TL15

40A 冷压针 Crimp contacts	公 Male	母 Female	尺寸图 Dimensions
接触电阻 Contact resistance ≤1mΩ 镀银 Silver plated	MCS40-1.5 MCS40-2.5 MCS40-4.0 MCS40-6.0	FCS40-1.5 FCS40-2.5 FCS40-4.0 FCS40-6.0	

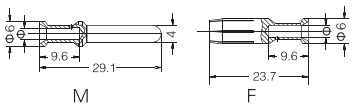

线规 Wire gague		ϕ	剥线长度 Stripping length
1.5 mm²	AWG 16	1.75	9.6 mm
2.5 mm²	AWG 14	2.25	9.6 mm
4 mm²	AWG 12	2.85	9.6 mm
6 mm²	AWG 10	3.5	9.6 mm

工具 Tools	压接线径 Wire gauge	型号 Type
冷压钳 Crimping tool	0.14-4 mm² 1.5-6 mm²	TL02 TL02-0

	适用类型 For	型号 Type
退针器 Removal tool	10A 冷压针 10A Crimp contacts	TL00
	40A 冷压针 40A Crimp contacts	TL06

技术参数 Technical Characteristics

规范	Specifications	
规范	Specifications	DIN EN 60 664
		DIN EN 61 984
插芯	**Inserts**	
依据 EN 61 984的电气数据	Electrical Data Acc. To EN 61 984	
接插件针数	Number Of Contacts	5+PE
额定电流	Rated Current	16A
相对地额定电压	Rated Voltage Conductor-Ground	230V
相间额定电压	Rated Voltage Conductor-Conductor	400V
额定脉冲电压	Rated Impulse Voltage	4kV
污染程度	Pollution Degree	3
污染等级2时的参数	Pollution Degree 2 Also	16A 320/500V 4kV 2
依据UL/CSA额定电压	Rated Voltage Acc.To UI CSA	600V
绝缘电阻	Insulation Resistance	$\geq 10^{10}\Omega$
材料	Material	聚碳酸酯 Polycarbonate
工作温度范围	Limiting Temperatures	-40℃...+125℃
依据UL94阻燃等级	Flammability Acc.To UL94	V0
可拔插次数	Mechanical Working Life-mating Cycles	≥500
插针	**Contacts**	
材料	Material	铜合金 Copper Alloy
表面处理	Surface	镀金 Hard-gold Plated
		镀银 Hard-silver Plated
接触电阻	Contact Resistance	≤1mΩ
冷压连接	Crimp Terminal	
导线规格	Wire Gauge	0.14-2.5mm²
AWG	AWG	26-14
PE螺钉连接	PE Screw Terminal	
导线规格	Wire Gauge	2.5mm²
AWG	AWG	14
外壳	**Hoods/Housings**	
塑料外壳	Plastic Hoods/Housings	
材料	Material	聚碳酸酯 Polycarbonate
依据UL94阻燃等级	Flammability Acc.To UL94	V0
连锁状态下依据DIN	Degree Of Protection Acc.To DIN	
EN60 529的防护等级	EN60 529 For Coupled Connector	IP67
金属外壳	Hoods/Housings, Metal	
材料	Material	锌合金 Zinc Die-Cast
连锁状态下依据DIN	Degree Of Protection Acc.To DIN	IP44
EN60 529的防护等级	EN60 529 For Coupled Connector	IP67(实现螺栓密封) is achieved with seal screw

电流负载能力 Current Carrying Capacity

电流负载能力所受的限制主要来自包含接插针的接插体可承受的最大温度
The current carrying is limited by maximum temperature of materials for Inserts and contacts including terminals.
测试和控制过程依据 Measuring and testing techniques according to DIN EN 60512-5

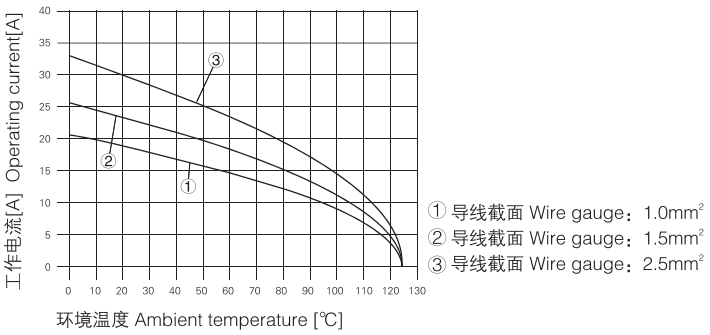

HQ-005/0 紧凑小体积型插芯 Compact Series

	插芯 Inserts	型号 Type	尺寸图 Dimensions
HQ-005/0 冷压连接  HQ-005/0 Crimp terminal	公 Male 母 Female	HQ-005/0-MC HQ-005/0-FC	230V/400V 16A 5+⏚ 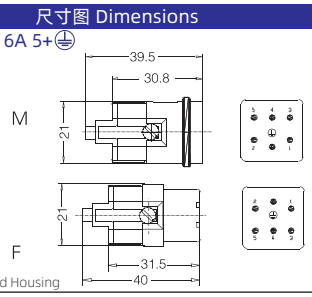 匹配 3A 外壳 Mactching 3A Hood Housing

附件 Accessories

16A 冷压针 Crimp contacts	公 Male	母 Female	尺寸图 Dimensions
接触电阻 Contact resistance ≤1mΩ 镀银 Silver plated 	MCS16-0.37 MCS16-0.5 MCS16-0.75 MCS16-1.0 MCS16-1.5 MCS16-2.5	FCS16-0.37 FCS16-0.5 FCS16-0.75 FCS16-1.0 FCS16-1.5 FCS16-2.5	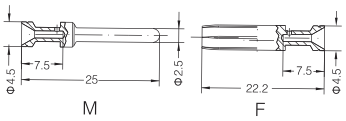
镀金 Gold plated 	MCG16-0.37 MCG16-0.5 MCG16-0.75 MCG16-1.0 MCG16-1.5 MCG16-2.5	FCG16-0.37 FCG16-0.5 FCG16-0.75 FCG16-1.0 FCG16-1.5 FCG16-2.5	

标示 Identification	线规 Wire gague		剥线长度 Stripping length
no groove	0.14-0.37 mm²	AWG 26-22	7.5 mm
no groove	0.5 mm²	AWG 20	7.5 mm
1 groove	0.75 mm²	AWG 18	7.5 mm
1 groove	1 mm²	AWG 18	7.5 mm
2 groove	1.5 mm²	AWG 16	7.5 mm
3 groove	2.5 mm²	AWG 14	7.5 mm

保险延迟针 Relay contact	线规 Wire gague(mm²)	型号 Type	
镀银 Silver plated 	1 1.5 2.5	CESM-1.0R CESM-1.5R CESM-2.5R	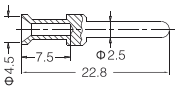

编码元件 Coding Element	描述 Description	型号 Type	
	编码、防呆 Coding、Pokayoke	CODE-E	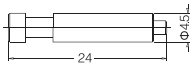

工具 Tools	压接线径 Wire gauge	型号 Type
冷压钳 Crimping tool 	0.5-4 mm²	TL02
	压接线径: 0.14-0.37mm²请选择TL02冷压钳 Wire gauge: 0.14-0.37mm²please select TL02 Crimping tool	
	适用类型 For	型号 Type
退针器 Removal tool 	16A 冷压针 16A Crimp contacts	TL01

技术参数 Technical Characteristics

规范	Specifications	
规范	Specifications	DIN EN 60 664
		DIN EN 61 984
插芯	**Inserts**	
依据 EN 61 984的电气数据	Electrical Data Acc. To EN 61 984	
接插件针数	Number Of Contacts	7+PE
额定电流	Rated Current	10A
额定电压	Rated Voltage	400V
额定脉冲电压	Rated Impulse Voltage	6kV
污染程度	Pollution Degree	3
污染等级2时的参数	Pollution Degree 2 Also	10A 400/690V 6kV 2
依据UL/CSA额定电压	Rated Voltage Acc.To UI CSA	600V
绝缘电阻	Insulation Resistance	$\geq 10^{10}\Omega$
材料	Material	聚碳酸酯 Polycarbonate
工作温度范围	Limiting Temperatures	-40℃...+125℃
依据UL94阻燃等级	Flammability Acc.To UL94	V0
可拔插次数	Mechanical Working Life-mating Cycles	≥500
插针	**Contacts**	
材料	Material	铜合金 Copper Alloy
表面处理	Surface	镀金 Hard-gold Plated
		镀银 Hard-silver Plated
接触电阻	Contact Resistance	≤3mΩ
冷压连接	Crimp Terminal	
导线规格	Wire Gauge	0.14-2.5mm²
AWG	AWG	26-14
PE螺钉连接	PE Screw Terminal	
导线规格	Wire Gauge	2.5mm²
AWG	AWG	14
外壳	**Hoods/Housings**	
塑料外壳	Plastic Hoods/Housings	
材料	Material	聚碳酸酯 Polycarbonate
依据UL94阻燃等级	Flammability Acc.To UL94	V0
连锁状态下依据DIN	Degree Of Protection Acc.To DIN	
EN60 529的防护等级	EN60 529 For Coupled Connector	IP67
金属外壳	Hoods/Housings, Metal	
材料	Material	锌合金 Zinc Die-Cast
连锁状态下依据DIN	Degree Of Protection Acc.To DIN	IP44
EN60 529的防护等级	EN60 529 For Coupled Connector	IP67(实现螺栓密封) is achieved with seal screw

电流负载能力 Current Carrying Capacity

电流负载能力所受的限制主要来自包含接插针的接插体可承受的最大温度
The current carrying is limited by maximum temperature of materials for Inserts and contacts including terminals.
测试和控制过程依据 Measuring and testing techniques according to DIN EN 60512-5

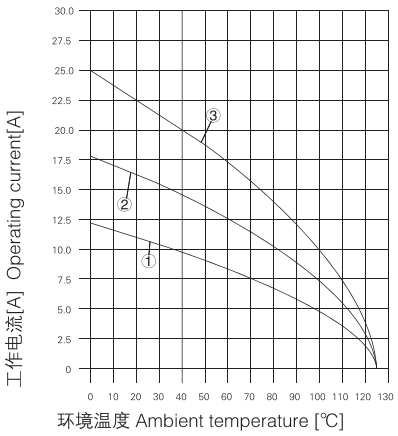

① 导线截面 Wire gauge：0.75mm²
② 导线截面 Wire gauge：1.5mm²
③ 导线截面 Wire gauge：2.5mm²

HQ-007/0 紧凑小体积型插芯 Compact Series

	插芯 Inserts	型号 Type	尺寸图 Dimensions
HQ-007/0 冷压连接  HQ-007/0 Crimp terminal	公 Male 母 Female	HQ-007/0-MC HQ-007/0-FC	400V 10A 7+⏚ 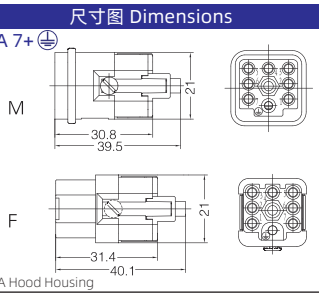 匹配 3A 外壳 Mactching 3A Hood Housing

附件 Accessories

10A 冷压针 Crimp contacts	公 Male	母 Female	尺寸图 Dimensions
接触电阻 Contact resistance ≤3mΩ 镀银 Silver plated  镀金 Gold plated 	MCNS10-0.37 MCNS10-0.5 MCNS10-0.75 MCNS10-1.0 MCNS10-1.5 MCNS10-2.5 MCNG10-0.37 MCNG10-0.5 MCNG10-0.75 MCNG10-1.0 MCNG10-1.5 MCNG10-2.5	FCNS10-0.37 FCNS10-0.5 FCNS10-0.75 FCNS10-1.0 FCNS10-1.5 FCNS10-2.5 FCNG10-0.37 FCNG10-0.5 FCNG10-0.75 FCNG10-1.0 FCNG10-1.5 FCNG10-2.5	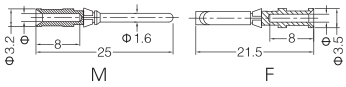

线规 Wire gague		ϕ	剥线长度 Stripping length
0.14-0.37 mm²	AWG 26-22	0.9	8 mm
0.5 mm²	AWG 20	1.1	8 mm
0.75 mm²	AWG 18	1.3	8 mm
1 mm²	AWG 18	1.45	8 mm
1.5 mm²	AWG 16	1.75	8 mm
2.5 mm²	AWG 14	2.25	8 mm

编码元件 Coding Element	描述 Description	类别 Category	型号 Type	
	编码、防呆 Coding、Pokayoke	公 Male 母 Female	CODE-Q7M CODE-Q7F	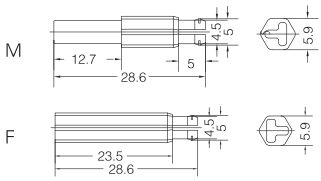

工具 Tools	压接线径 Wire gauge	型号 Type
冷压钳 Crimping tool 	0.14-4 mm²	TL02

	适用类型 For	型号 Type
退针器 Removal tool 	10A 冷压针 10A Crimp contacts	TL00

技术参数 Technical Characteristics

规范	Specifications	
规范	Specifications	DIN EN 60 664
		DIN EN 61 984
插芯	**Inserts**	
依据DIN EN 61 984的电气数据	Electrical Data Acc. To DIN EN 61 984	
接插件针数	Number Of Contacts	8+PE
额定电流	Rated Current	16A
额定电压	Rated Voltage	500V
额定脉冲电压	Rated Impulse Voltage	6kV
污染程度	Pollution Degree	3
污染等级2时的参数	Pollution Degree 2 Also	16A 400/690V 6kV 2
安装金属外壳时	When installing a metal casing	16A 230/400V 4kV 3
依据UL/CSA额定电压	Rated Voltage Acc.To UI CSA	600V
绝缘电阻	Insulation Resistance	$\geq 10^{10}\Omega$
材料	Material	聚碳酸酯 Polycarbonate
工作温度范围	Limiting Temperatures	-40℃...+125℃
依据UL94阻燃等级	Flammability Acc.To UL94	V0
可拔插次数	Mechanical Working Life-mating Cycles	≥500
插针	**Contacts**	
材料	Material	铜合金 Copper Alloy
表面处理	Surface	镀金 Hard-gold Plated
		镀银 Hard-silver Plated
接触电阻	Contact Resistance	≤1mΩ
冷压连接	Crimp Terminal	
导线规格	Wire Gauge	0.14-4mm²(部分装备情况下可达到4mm²)
AWG	AWG	26-12
外壳	**Hoods/Housings**	
塑料外壳	Plastic Hoods/Housings	
材料	Material	热塑性塑料 Thermoplastic
联锁元件	Interlocking elements	聚酰胺(尼龙) Polyamide (nylon)
外壳密封	Shell sealing	丁晴橡胶 NBR
工作温度范围	Operating temperature range	-40℃...+125℃
依据UL94阻燃等级	Flammability Acc.To UL94	V0
连锁状态下依据DIN	Degree Of Protection Acc.To DIN	
EN60 529的防护等级	EN60 529 For Coupled Connector	IP65
金属外壳	Metal case	
材料	Material	金属 Metal
联锁元件	Interlocking elements	不锈钢 Stainless steel
外壳密封	Shell sealing	丁晴橡胶 NBR
工作温度范围	Operating temperature range	-40℃...+125℃
连锁状态下依据DIN	Degree Of Protection Acc.To DIN	
EN60 529的防护等级	EN60 529 For Coupled Connector	IP65

电流负载能力 Current Carrying Capacity

电流负载能力所受的限制主要来自包含接插针的接插体可承受的最大温度
The current carrying is limited by maximum temperature of materials for Inserts and contacts including terminals.
测试和控制过程依据 Measuring and testing techniques according to DIN EN 60512-5

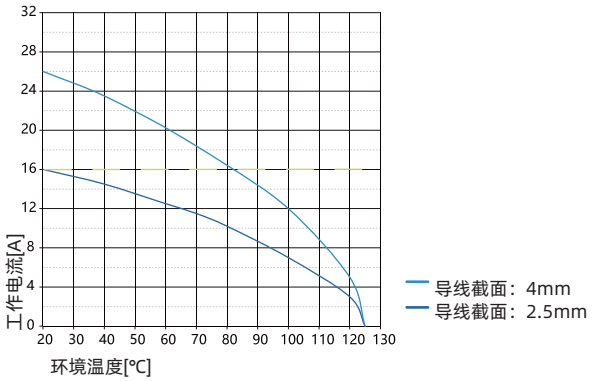

HQ-008/0 紧凑小体积型插芯 Compact Series

	插芯 Inserts	型号 Type	尺寸图 Dimensions
HQ-008/0 冷压连接	公 Male 母 Female	HQ-008/0-MC HQ-004/2-FC	500V 16A 8+⏚

HQ-005/0 Crimp terminal

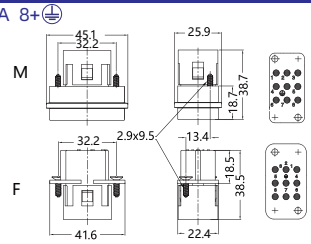

匹配 HC 外壳
Mactching HC Hood Housing

附件 Accessories

16A 冷压针 Crimp contacts	公 Male	母 Female	尺寸图 Dimensions
接触电阻 Contact resistance ≤1mΩ 镀银 Silver plated	MCS16-0.37 MCS16-0.5 MCS16-0.75 MCS16-1.0 MCS16-1.5 MCS16-2.5 MCS16-3.0 MCS16-4.0	FCS16-0.37 FCS16-0.5 FCS16-0.75 FCS16-1.0 FCS16-1.5 FCS16-2.5 FCS16-3.0 FCS16-4.0	
镀金 Gold plated	MCG16-0.37 MCG16-0.5 MCG16-0.75 MCG16-1.0 MCG16-1.5 MCG16-2.5 MCG16-4.0	FCG16-0.37 FCG16-0.5 FCG16-0.75 FCG16-1.0 FCG16-1.5 FCG16-2.5 FCG16-4.0	

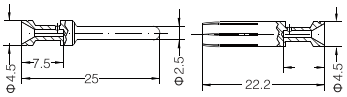

标示 Identification	线规 Wire gague		剥线长度 Stripping length
no groove	0.14-0.37 mm²	AWG 26-22	7.5 mm
no groove	0.5 mm²	AWG 20	7.5 mm
1 groove	0.75 mm²	AWG 18	7.5 mm
1 groove	1 mm²	AWG 18	7.5 mm
2 groove	1.5 mm²	AWG 16	7.5 mm
3 groove	2.5 mm²	AWG 14	7.5 mm
wide groove	3 mm²	AWG 12	7.5 mm
no groove	4 mm²	AWG 12	7.5 mm

当线规小于0.75mm²时，建议使用辅助装针工具TL15

保险延迟针 Insurance delay needle	线规 Description (mm²)	型号 Type
镀银 Silver plated	1 1.5 2.5	MCS-1.0R MCS-1.5R MCS-2.5R

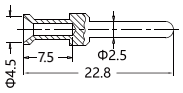

工具 Tools	压接线径 Wire gauge	型号 Type
冷压钳 Crimping tool	0.14-4 mm²	TL02

压接线径：0.14-0.37mm² 请选择TL02冷压钳

	适用类型 For	型号 Type
退针器 Removal tool	16A 冷压针 16A Crimp contacts	TL01

编码元件 Coding Element	描述 Description	型号 Type
	编码、防呆 Coding、Pokayoke	CODE-E

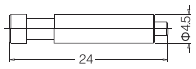

技术参数 Technical Characteristics

规范	Specifications	
规范	Specifications	DIN EN 60 664
		DIN EN 61 984
插芯	**Inserts**	
依据 EN 61 984的电气数据	Electrical Data Acc. To EN 61 984	
接插件针数	Number Of Contacts	12+PE
额定电流	Rated Current	10A
额定电压	Rated Voltage	400V
额定脉冲电压	Rated Impulse Voltage	6kV
污染程度	Pollution Degree	3
污染等级2时的参数	Pollution Degree 2 Also	10A 400/690V 6kV 2
依据UL/CSA额定电压	Rated Voltage Acc.To UI CSA	600V
绝缘电阻	Insulation Resistance	$\geq 10^{10}\Omega$
材料	Material	聚碳酸酯 Polycarbonate
工作温度范围	Limiting Temperatures	-40℃...+125℃
依据UL94阻燃等级	Flammability Acc.To UL94	V0
可拔插次数	Mechanical Working Life-mating Cycles	≥500
插针	**Contacts**	
材料	Material	铜合金 Copper Alloy
表面处理	Surface	镀金 Hard-gold Plated
		镀银 Hard-silver Plated
接触电阻	Contact Resistance	≤3mΩ
冷压连接	Crimp Terminal	
导线规格	Wire Gauge	0.14-2.5mm²
AWG	AWG	26-14
PE螺钉连接	PE Screw Terminal	快速锁定终止 Quick Lock Termination
导线规格	Wire Gauge	0.5-2.5mm²
AWG	AWG	20-14
外壳	**Hoods/Housings**	
塑料外壳	Plastic Hoods/Housings	
材料	Material	聚碳酸酯 Polycarbonate
依据UL94阻燃等级	Flammability Acc.To UL94	V0
连锁状态下依据DIN	Degree Of Protection Acc.To DIN	
EN60 529的防护等级	EN60 529 For Coupled Connector	IP67
金属外壳	Hoods/Housings, Metal	
材料	Material	锌合金 Zinc Die-Cast
连锁状态下依据DIN	Degree Of Protection Acc.To DIN	IP44
EN60 529的防护等级	EN60 529 For Coupled Connector	IP67(实现螺栓密封) is achieved with seal screw

电流负载能力 Current Carrying Capacity

电流负载能力所受的限制主要来自包含接插针的接插体可承受的最大温度
The current carrying is limited by maximum temperature of materials for Inserts and contacts including terminals.
测试和控制过程依据 Measuring and testing techniques according to DIN EN 60512-5

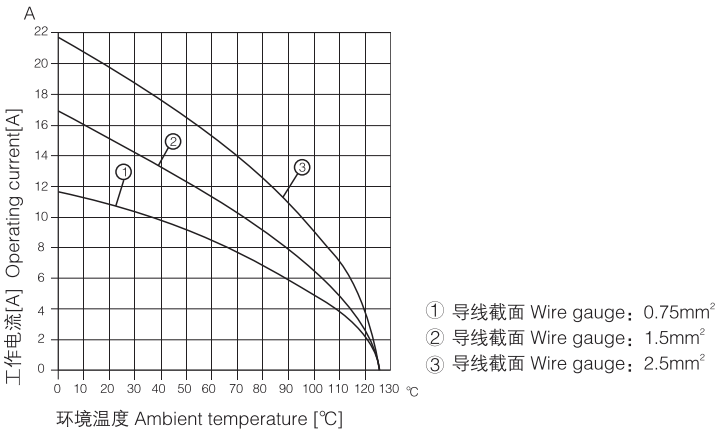

HQ-012/0 紧凑小体积型插芯 Compact Series

	插芯 Inserts	型号 Type	尺寸图 Dimensions
HQ-012/0 冷压连接  HQ-012/0 Crimp terminal	公 Male 母 Female	HQ-012/0-MC HQ-012/0-FC	400V 10A 12+ 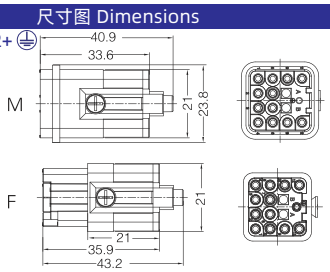 匹配 3A 外壳 Mactching 3A Hood Housing

附件 Accessories

10A 冷压针 Crimp contacts	公 Male	母 Female	尺寸图 Dimensions
接触电阻 Contact resistance ≤3mΩ 镀银 Silver plated  镀金 Gold plated 	MCNS10-0.37 MCNS10-0.5 MCNS10-0.75 MCNS10-1.0 MCNS10-1.5 MCNS10-2.5 MCNG10-0.37 MCNG10-0.5 MCNG10-0.75 MCNG10-1.0 MCNG10-1.5 MCNG10-2.5	FCNS10-0.37 FCNS10-0.5 FCNS10-0.75 FCNS10-1.0 FCNS10-1.5 FCNS10-2.5 FCNG10-0.37 FCNG10-0.5 FCNG10-0.75 FCNG10-1.0 FCNG10-1.5 FCNG10-2.5	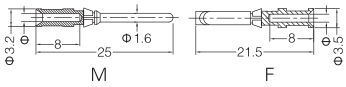

线规 Wire gague		ϕ	剥线长度 Stripping length
0.14-0.37 mm²	AWG 26-22	0.9	8 mm
0.5 mm²	AWG 20	1.1	8 mm
0.75 mm²	AWG 18	1.3	8 mm
1 mm²	AWG 18	1.45	8 mm
1.5 mm²	AWG 16	1.75	8 mm
2.5 mm²	AWG 14	2.25	8 mm

	描述 Description	型号 Type	
编码元件 Coding Element 	编码、防呆 Coding、Pokayoke	CODE-Q12	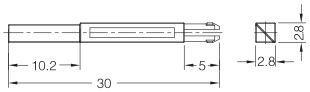

工具 Tools	压接线径 Wire gauge	型号 Type
冷压钳 Crimping tool 	0.14-4 mm²	TL02
	适用类型 For	型号 Type
退针器 Removal tool 	10A 冷压针 10A Crimp contacts	TL00

HC 塑料外壳 Plastic Hoods & Housings IP65

	螺纹 Thread	型号 Type	尺寸图 Dimensions
上壳 侧出线  Hoods, side entry	PG16	HC.P-SE-2B-PG16	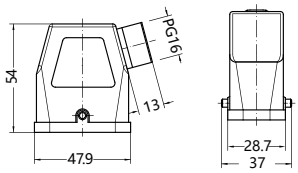
上壳 顶出线  Hoods, top entry	M25 PG16 PG21	HC.P-TE-2B-M25 HC.P-TE-2B-PG16 HC.P-TE-2B-PG21	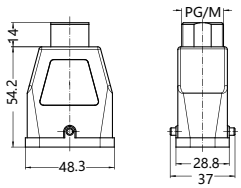
不封底下壳  Housings, bulkhead mounting	---	HC.P-BK-1L	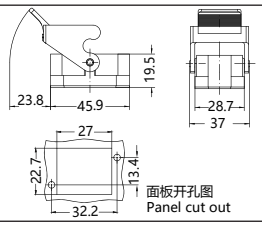
电缆接头 用于上壳  Cable joint，For upper shell	M25 M25 M25 PG16 PG21 PG21	APC-M25B(D6.5-9.5) APC-M25B(D10.5-14) APC-M25B(D14-17) APC-PG16B(D11.5-15.5) APC-PG21B(D14-18) APC-PG21B(D17-20.5)	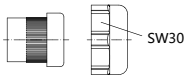

	cable		SW
	min.	max.	
WNAPC-M25B/(D6.5-9.5)	6.5mm	9.5mm	30
WNAPC-M25B/(D10.5-14)	10.5mm	14mm	30
WANPC-M25B/(D14-17)	14mm	17mm	30
WANPC-PG16B/(D11.5-15.5)	11.5mm	15.5mm	27
WANPC-PG21B/(D14-18)	14mm	18mm	33
WANPC-PG21B/(D17-20.5)	17mm	20.5mm	33

壳体 Shell

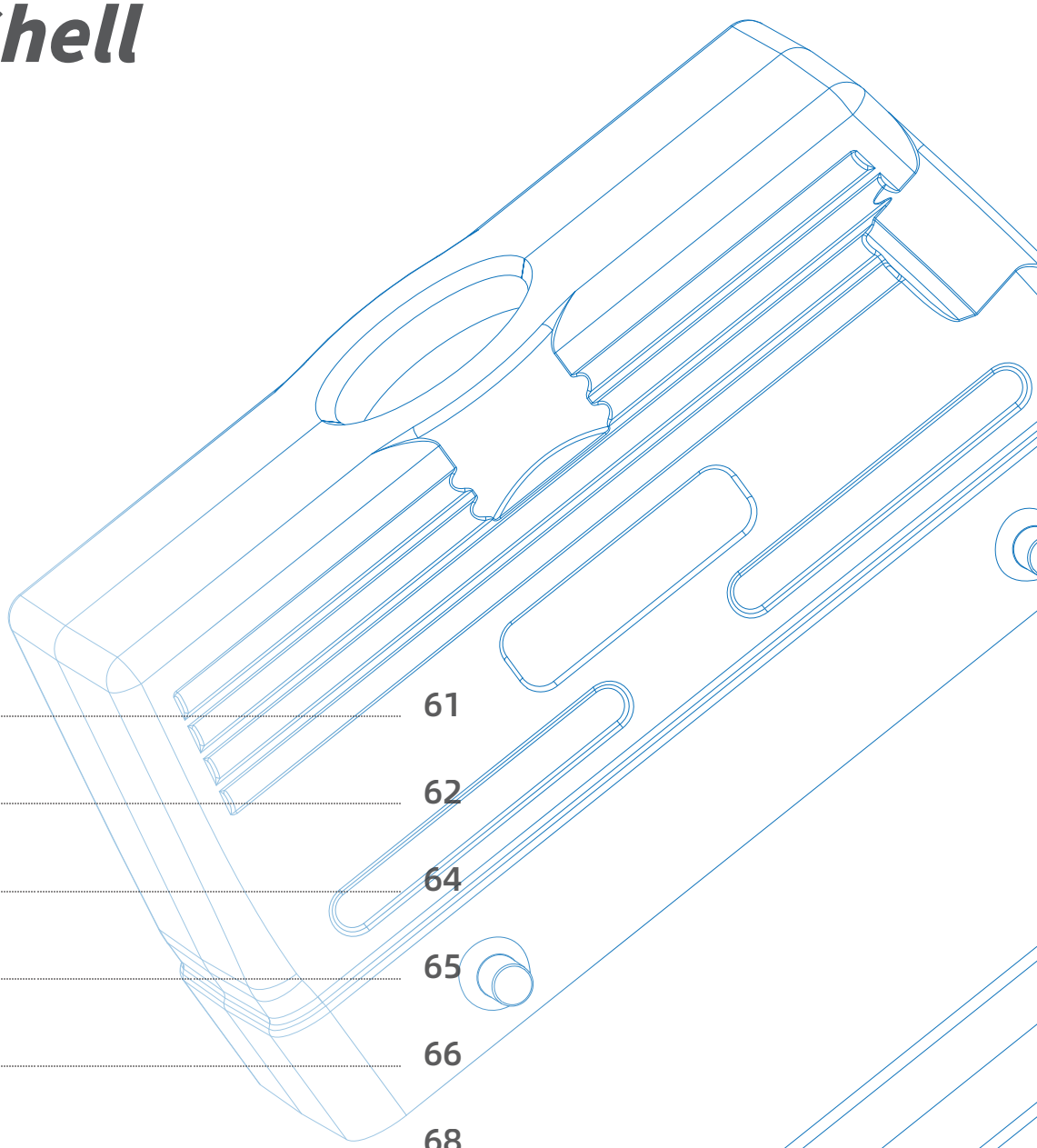

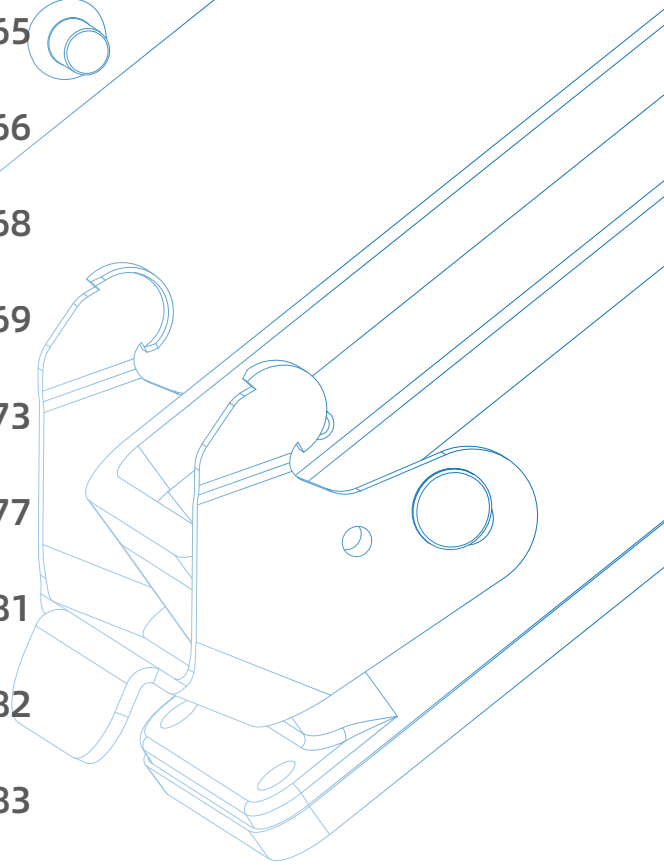

3A 塑料外壳 IP65/ Size 3A Plastic Hoods & Housings IP65		
材料	Material	聚碳酸酯 Polycarbonate
颜色	Colour	灰白 Light Grey(RAL 7032)
联锁元件	Locking Element	
联锁方式	Lever Type	塑料弹性压合 Lever, Plastic
材料	Material	聚酰胺 Polyamide
密封元件	Hoods & Housings Seal	NBR
适用温度范围	Limiting Temperatures	-40℃...+125℃
阻燃等级	Flammability Acc.To UL 94	V0
防护等级 (联锁状态,EN60529)	Degree Of Protection Acc. To DIN EN 60 529 For Coupled Connector	IP65

3A 金属外壳 IP65/ Size 3A Metal Hoods & Housings IP65		
材料	Material	铸锌 Zinc Die-Cast
颜色	Colour	灰色 Grey
联锁元件	Locking Element	
联锁方式	Lever Type	金属弹性压合 Lever
材料	Material	金属(铁)镀锌 Metal Galvanized / Nickel Plating
密封元件	Hoods & Housings Seal	NBR
适用温度范围	Limiting Temperatures	-40℃...+125℃
阻燃等级	Flammability Acc.To UL 94	V0
防护等级 (联锁状态,EN60529)	Degree Of Protection Acc. To DIN EN 60 529 For Coupled Connector	IP65

B型 金属外壳 IP65/ Metal Hoods & Housings IP65		
材料	Material	铸铝合金 Aluminium Die-Cast, Corrosion Resistant
颜色	Colour	灰色 Grey
联锁元件	Locking Element	
联锁方式	Lever Type	金属弹性压合 Lever
材料	Material	金属(铁)镀锌 Metal Galvanized / Nickel Plating
密封元件	Hoods & Housings Seal	NBR
适用温度范围	Limiting Temperatures	-40℃...+125℃
阻燃等级	Flammability Acc.To UL 94	V0
防护等级 (联锁状态,EN60529)	Degree Of Protection Acc. To DIN EN 60 529 For Coupled Connector	IP65

3A 高防护外壳 IP68/ Size 3A Pressure Tight Hoods & Housings IP68		
表面处理	Surface	喷涂/Epoxy Power Paint
材料	Material	铸锌 Zinc Die-Cast
颜色	Colour	黑色/灰色 Black or Grey
联锁元件	Locking Element	
联锁方式	Lever Type	螺栓连接 Screw Locking
材料	Material	不锈钢 Stainless Steel
密封元件	Hoods & Housings Seal	NBR
适用温度范围	Limiting Temperatures	-40℃...+125℃
阻燃等级	Flammability Acc.To UL 94	V0
防护等级 (联锁状态,EN60529)	Degree Of Protection Acc. To DIN EN 60 529 For Coupled Connector	IP68

3A 塑料外壳 Plastic Hoods & Housings IP65

	螺纹 Thread	型号 Type	尺寸图 Dimensions
上壳 侧出线  Hoods, side entry	M20 PG11	H3A.P-SE-2B-M20 H3A.P-SE-2B-PG11	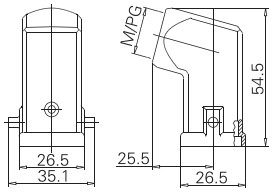
上壳 顶出线  Hoods, top entry	M20 PG11	H3A.P-TE-2B-M20 H3A.P-TE-2B-PG11	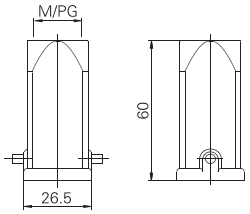
不封底下壳  Housings, bulkhead mounting	---	H3A.P-BK-1L	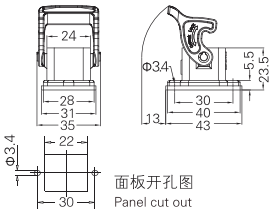
不封底下壳  Housings, bulkhead mounting	---	H3A.P-BK.S-1L	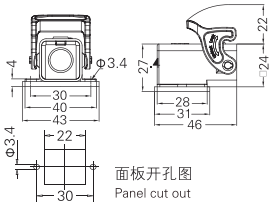
封底下壳  Housings, surface mounting	M20 PG11	H3A.P-SF-1L-M20 H3A.P-SF-1L-PG11	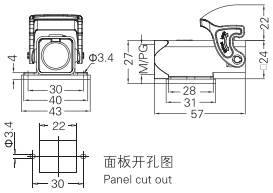
飞线下壳  Housings, cable to cable	M20 PG11	H3A.P-CCT-1L-M20 H3A.P-CCT-1L-PG11	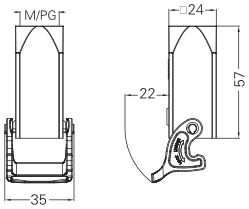
	接线方式 Connect way	型号 Type	
防护盖  Protection covers		H3A-CV-1L/1M (配公芯for male insert)	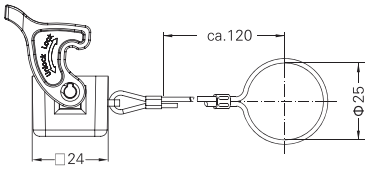
		H3A-CV-1L/1F (配母芯for female insert)	
防护盖  Protection covers		H3A-CV-2B/1M (配公芯for male insert)	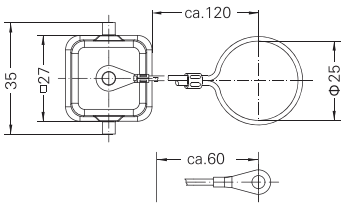
		H3A-CV-2B/2M (配公芯for male insert)	
		H3A-CV-2B/1F (配母芯for female insert)	
		H3A-CV-2B/2F (配母芯for female insert)	

3A 金属外壳 Metal Hoods & Housings IP65

	螺纹 Thread	型号 Type	尺寸图 Dimensions
上壳 侧出线  Hoods, side entry	M20 PG11	H3A-SE-2B-M20 H3A-SE-2B-PG11	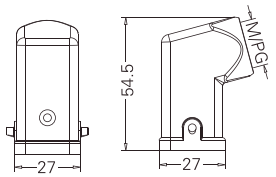
上壳 顶出线  Hoods, top entry	M20 PG11 PG13.5	H3A-TE-2B-M20 H3A-TE-2B-PG11 H3A-TE-2B-PG13.5	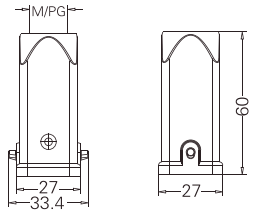
不封底下壳  Housings, bulkhead mounting	---	H3A-BK-1L	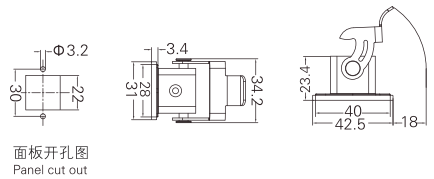
不封底下壳  Housings, bulkhead mounting	--- ---	H3A-BK-1L-MCV/M (配公芯for male insert) H3A-BK-1L-MCV/F (配母芯for female insert)	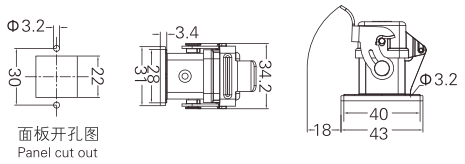
不封底下壳  Housings, bulkhead mounting	---	H3A-BK.S-1L	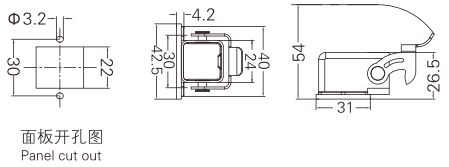
封底下壳  Housings, surface mounting	M20 PG11 PG13.5 M20 PG11 PG13.5	H3A-SF-1L-M20 H3A-SF-1L-PG11 H3A-SF-1L-PG13.5 底部封闭 Bottom closed H3A.BC-SF-1L-M20 H3A.BC-SF-1L-PG11 H3A.BC-SF-1L-PG13.5	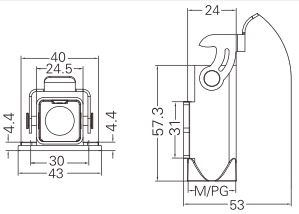
飞线下壳  Housings, cable to cable	M20 PG11 PG13.5	H3A-CCT-1L-M20 H3A-CCT-1L-PG11 H3A-CCT-1L-PG13.5	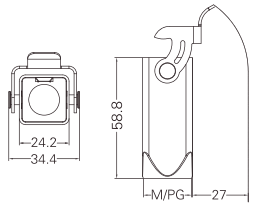

3A 金属外壳(EMC) Metal Hoods & Housings IP65

	螺纹 Thread	型号 Type	尺寸图 Dimensions
上壳 侧出线  Hoods, side entry	M20 PG11	EMC.H3A-SE-2B-M20 EMC.H3A-SE-2B-PG11	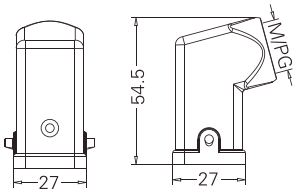

上壳 顶出线  Hoods, top entry	M20 PG11	EMC.H3A-TE-2B-M20 EMC.H3A-TE-2B-PG11	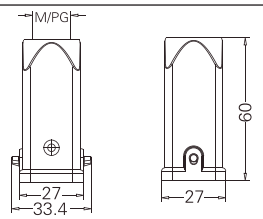
不封底下壳  Housings, bulkhead mounting	---	EMC.H3A-BK-1L	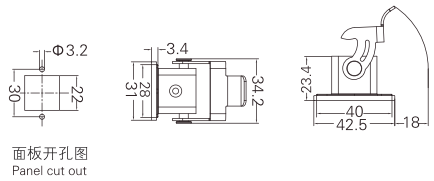
不封底下壳  Housings, bulkhead mounting	--- ---	EMC.H3A-BK-1L-MCV/M (配公芯for male insert) EMC.H3A-BK-1L-MCV/F (配母芯for female insert)	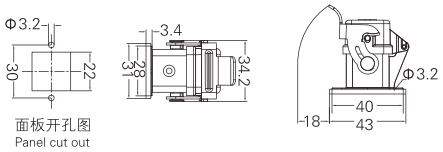
不封底下壳  Housings, bulkhead mounting	---	EMC.H3A-BK-1L-SE	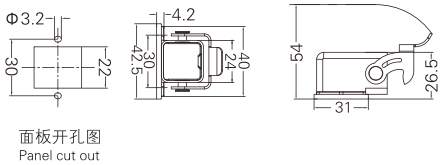
封底下壳  Housings, surface mounting	M20 PG11	EMC.H3A-SF-1L-M20 EMC.H3A-SF-1L-PG11	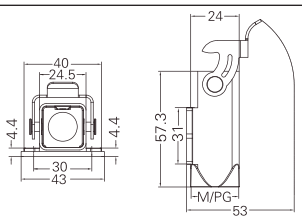
飞线下壳  Housings, cable to cable	M20 PG11	EMC.H3A-CCT-1L-M20 EMC.H3A-CCT-1L-PG11	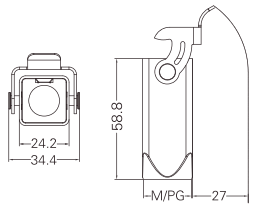

3A 金属外壳 Metal Hoods & Housings IP65

	接线方式 Connect way	型号 Type	尺寸图 Dimensions
防尘盖  Protection covers		H3A-MCV-1L/1M (配公芯for male insert)	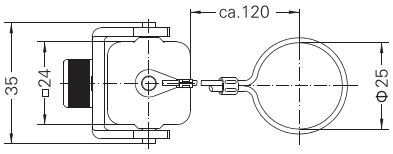
		H3A-MCV-1L/1F (配母芯for female insert)	
防尘盖  Protection covers		H3A-MCV-2B/1M (配公芯for male insert)	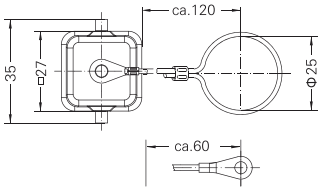
		H3A-MCV-2B/2M (配公芯for male insert)	
		H3A-MCV-2B/1F (配母芯for female insert)	
		H3A-MCV-2B/2F (配母芯for female insert)	

3A 高防护外壳 Pressure tight Hoods & Housings IP68 喷涂 Epoxy power paint

	螺纹 Thread	型号 Type	尺寸图 Dimensions
上壳 顶出线  Hoods, top entry	M20 PG13.5	HP3A/H-TE-2S-M20 HP3A/H-TE-2S-PG13.5	喷涂 • 螺栓联锁 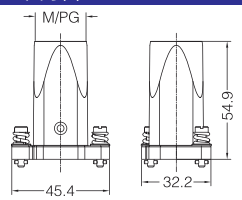 Epoxy Power paint • Screw locking
不封底下壳  Housings, bulkhead mounting*	---	HP3A/H-BK-2H	喷涂 • 螺栓联锁 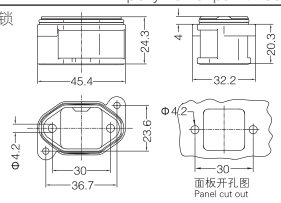 Epoxy Power paint • Screw locking
上壳 顶出线  Hoods, top entry	M20 PG11	HP3A-TE-2S-M20 HP3A-TE-2S-PG11	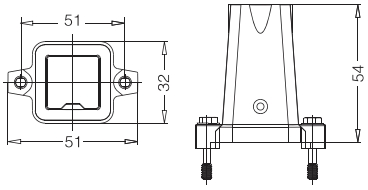
不封底下壳  Housings, bulkhead mounting	---	HP3A-BK-2H	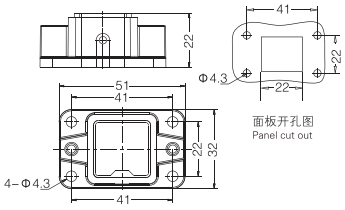

10A 金属外壳 Metal Hoods & Housings IP65

	螺纹 Thread	型号 Type	尺寸图 Dimensions
上壳 侧出线  Hoods, side entry	M20 PG16	H10A-SE-2B-M20 H10A-SE-2B-PG16	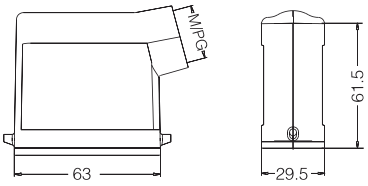
上壳 侧出线 高结构  Hoods, side entry, high construction	M25 PG16 PG21	H10A-SEH-2B-M25 H10A-SEH-2B-PG16 H10A-SEH-2B-PG21	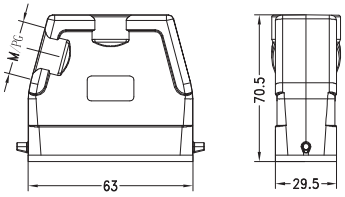
上壳 顶出线  Hoods, top entry	M20 PG13.5	H10A-TE-2B-M20 H10A-TE-2B-PG13.5	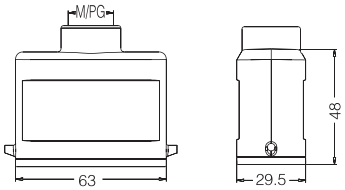
上壳 顶出线 高结构  Hoods, top entry, high construction	M25 PG16 PG21	H10A-TEH-2B-M25 H10A-TEH-2B-PG16 H10A-TEH-2B-PG21	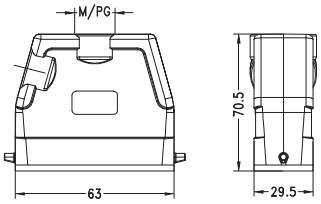

不封底下壳  Housings, bulkhead mounting	---	H10A-BK-1L	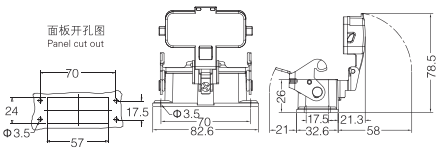
	---	带塑料盖 With plastic cover H10A-BK-1L-CV	
	---	带金属盖 With metal cover H10A-BK-1L-MCV	
封底下壳  Housings, surface mounting	M20 2M20 M25 PG16 2PG16 PG21	H10A-SF-1L-M20 H10A-SF-1L-2M20 H10A-SF-1L-M25 H10A-SF-1L-PG16 H10A-SF-1L-2PG16 H10A-SF-1L-PG21	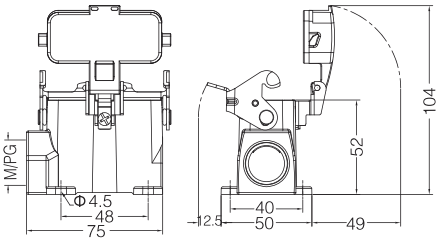
	M20 2M20 M25 PG16 2PG16 PG21	带塑料盖 With plastic cover H10A-SF-1L-CV-M20 H10A-SF-1L-CV-2M20 H10A-SF-1L-CV-M25 H10A-SF-1L-CV-PG16 H10A-SF-1L-CV-2PG16 H10A-SF-1L-CV-PG21	
	M20 2M20 M25 PG16 2PG16 PG21	带金属盖 With metal cover H10A-SF-1L-MCV-M20 H10A-SF-1L-MCV-2M20 H10A-SF-1L-MCV-M25 H10A-SF-1L-MCV-PG16 H10A-SF-1L-MCV-2PG16 H10A-SF-1L-MCV-PG21	
防尘盖  Protection covers		金属盖/用于上壳 For hoods H10A-MCV-1L.1	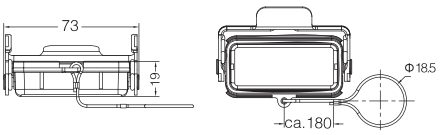
防尘盖  Protection covers		金属盖/用于下壳 For housings H10A-MCV-2B/1S H10A-MCV-2B/2S	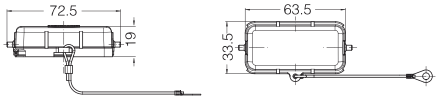

16A 金属外壳 Metal Hoods & Housings IP65

	螺纹 Thread	型号 Type	尺寸图 Dimensions
上壳 侧出线  Hoods, side entry	M20 PG16	H16A-SE-2B-M20 H16A-SE-2B-PG16	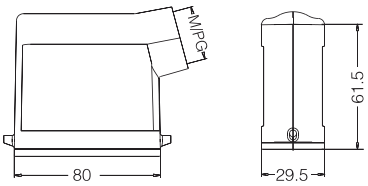
上壳 侧出线 高结构  Hoods, side entry, high construction	M25 PG16 PG21	H16A-SEH-2B-M25 H16A-SEH-2B-PG16 H16A-SEH-2B-PG21	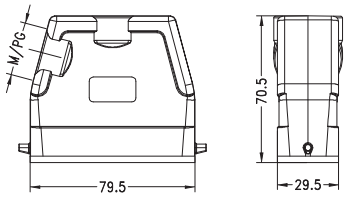
上壳 顶出线  Hoods, top entry	M20 PG16	H16A-TE-2B-M20 H16A-TE-2B-PG16	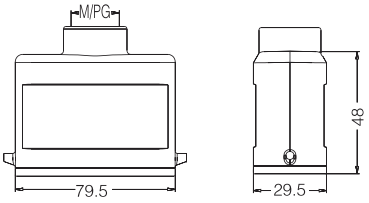

上壳 顶出线 高结构  Hoods, top entry, high construction	M25 PG16 PG21	H16A-TEH-2B-M25 H16A-TEH-2B-PG16 H16A-TEH-2B-PG21	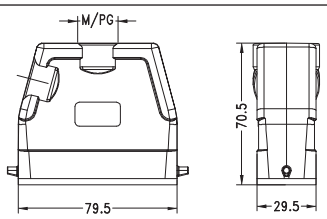
不封底下壳  Housings, bulkhead mounting	---	H16A-BK-1L	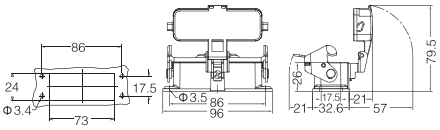
	---	带塑料盖 With plastic cover H16A-BK-1L-CV	
	---	带金属盖 With metal cover H16A-BK-1L-MCV	
封底下壳  Housings, surface mounting	M20 2M20 M25 2M25 PG16 2PG16 PG21	H16A-SF-1L-M20 H16A-SF-1L-2M20 H16A-SF-1L-M25 H16A-SF-1L-2M25 H16A-SF-1L-PG16 H16A-SF-1L-2PG16 H16A-SF-1L-PG21	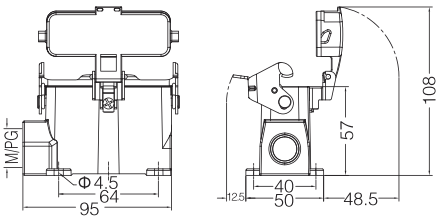
	M20 2M20 M25 2M25 PG16 2PG16 PG21	带塑料盖 With plastic cover H16A-SF-1L-CV-M20 H16A-SF-1L-CV-2M20 H16A-SF-1L-CV-M25 H16A-SF-1L-CV-2M25 H16A-SF-1L-CV-PG16 H16A-SF-1L-CV-2PG16 H16A-SF-1L-CV-PG21	
	M20 2M20 M25 2M25 PG16 2PG16 PG21	带金属盖 With metal cover H16A-SF-1L-MCV-M20 H16A-SF-1L-MCV-2M20 H16A-SF-1L-MCV-M25 H16A-SF-1L-MCV-2M25 H16A-SF-1L-MCV-PG16 H16A-SF-1L-MCV-2PG16 H16A-SF-1L-MCV-PG21	

	接线方式 Connect way	型号 Type	尺寸图 Dimensions
防尘盖  Protection covers		金属盖/用于上壳 For hoods H16A-MCV-1L.1	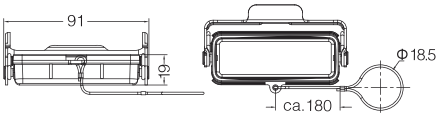
防尘盖  Protection covers		金属盖/用于下壳 For housings H16A-MCV-2B/1S H16A-MCV-2B/2S	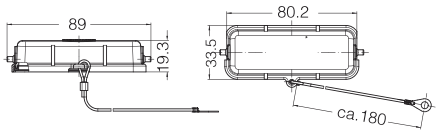

32A 金属外壳 Metal Hoods & Housings IP65

	螺纹 Thread	型号 Type	尺寸图 Dimensions
上壳 侧出线  Hoods, side entry	M25 PG21	H32A-SE-4B-M25 H32A-SE-4B-PG21	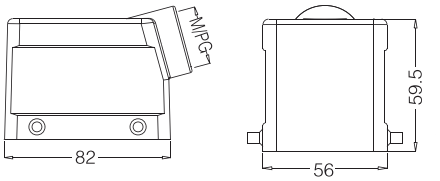
上壳 侧出线 高结构  Hoods, side entry, high construction	M32 PG21 PG29	H32A-SEH-4B-M32 H32A-SEH-4B-PG21 H32A-SEH-4B-PG29	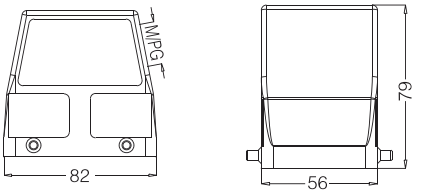

上壳 顶出线 高结构  Hoods, top entry, high construction	M25 M32 PG21 PG29	H32A-TEH-4B-M25 H32A-TEH-4B-M32 H32A-TEH-4B-PG21 H32A-TEH-4B-PG29	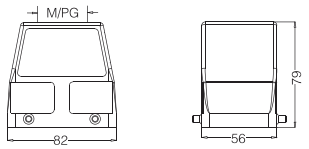
不封底下壳  Housings, bulkhead mounting	---	H32A-BK-2L	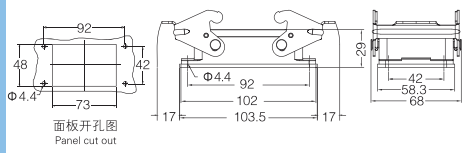
封底下壳  Housings, surface mounting	M25 M32 2M32 PG21 2PG21 PG29 2PG29	H32A-SF-2L-M25 H32A-SF-2L-M32 H32A-SF-2L-2M32 H32A-SF-2L-PG21 H32A-SF-2L-2PG21 H32A-SF-2L-PG29 H32A-SF-2L-2PG29	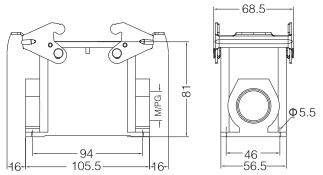
上壳 侧出线  Hoods, side entry	M25 PG21	H32A-SE-2L-M25 H32A-SE-2L-PG21	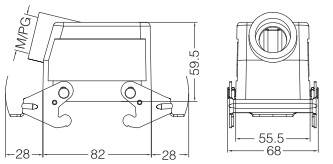
上壳 侧出线 高结构  Hoods, side entry, high construction	M32 PG21 PG29	H32A-SEH-2L-M32 H32A-SEH-2L-PG21 H32A-SEH-2L-PG29	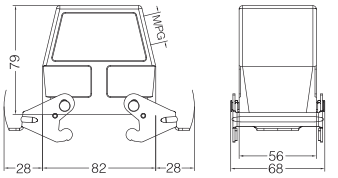
上壳 顶出线 高结构  Hoods, top entry, high construction	M25 M32 PG21 PG29	H32A-TEH-2L-M25 H32A-TEH-2L-M32 H32A-TEH-2L-PG21 H32A-TEH-2L-PG29	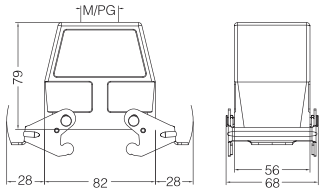
不封底下壳  Housings, bulkhead mounting	--- --- ---	H32A-BK-4B 带塑料盖 With plastic cover H32A-BK-4B-CV 带金属盖 With metal cover H32A-BK-4B-MCV	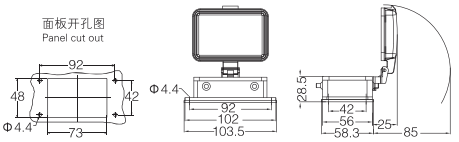
封底下壳  Housings, surface mounting	M25 M32 2M32 PG21 2PG21 PG29 2PG29 M25 M32 2M32 PG21 2PG21 PG29 2PG29 M25 M32 2M32 PG21 2PG21 PG29 2PG29	H32A-SF-4B-M25 H32A-SF-4B-M32 H32A-SF-4B-2M32 H32A-SF-4B-PG21 H32A-SF-4B-2PG21 H32A-SF-4B-PG29 H32A-SF-4B-2PG29 带塑料盖 With plastic cover H32A-SF-4B-CV-M25 H32A-SF-4B-CV-M32 H32A-SF-4B-CV-2M32 H32A-SF-4B-CV-PG21 H32A-SF-4B-CV-2PG21 H32A-SF-4B-CV-PG29 H32A-SF-4B-CV-2PG29 带金属盖 With metal cover H32A-SF-4B-MCV-M25 H32A-SF-4B-MCV-M32 H32A-SF-4B-MCV-2M32 H32A-SF-4B-MCV-PG21 H32A-SF-4B-MCV-2PG21 H32A-SF-4B-MCV-PG29 H32A-SF-4B-MCV-2PG29	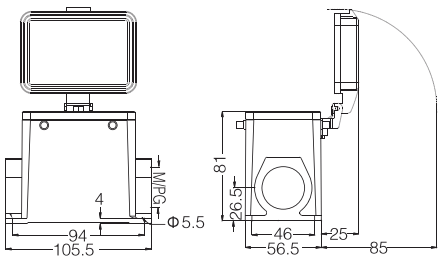

6B 金属外壳 Metal Hoods & Housings IP65

	螺纹 Thread	型号 Type	尺寸图 Dimensions
上壳 侧出线  Hoods, side entry	M20 M25 PG13.5 PG16	H6B-SE-2B-M20 H6B-SE-2B-M25 H6B-SE-2B-PG13.5 H6B-SE-2B-PG16	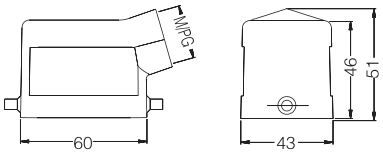
上壳 侧出线 高结构  Hoods, side entry, high construction	M25 M32 PG21 PG29	H6B-SEH-2B-M25 H6B-SEH-2B-M32 H6B-SEH-2B-PG21 H6B-SEH-2B-PG29	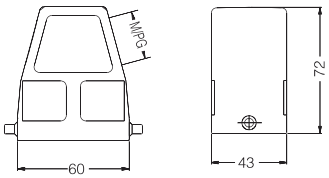
上壳 顶出线  Hoods, top entry	M20 M25 PG13.5 PG16	H6B-TE-2B-M20 H6B-TE-2B-M25 H6B-TE-2B-PG13.5 H6B-TE-2B-PG16	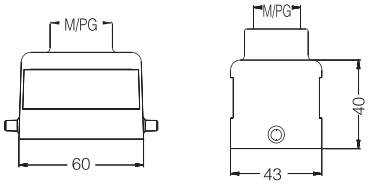
上壳 顶出线 高结构  Hoods, top entry, high construction	M20 M25 M32 PG16 PG21 PG29	H6B-TEH-2B-M20 H6B-TEH-2B-M25 H6B-TEH-2B-M32 H6B-TEH-2B-PG16 H6B-TEH-2B-PG21 H6B-TEH-2B-PG29	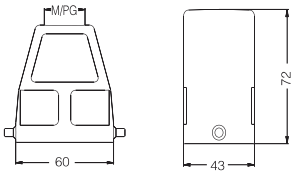
飞线下壳  Housings, cable to cable	M20 PG13.5 PG16	H6B-CCT-1L-M20 H6B-CCT-1L-PG13.5 H6B-CCT-1L-PG16	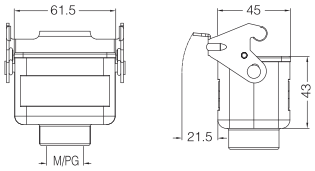
飞线下壳 高结构  Housings, cable to cable, high construction	M25 PG21 PG29	H6B-CCTH-1L-M25 H6B-CCTH-1L-PG21 H6B-CCTH-1L-PG29	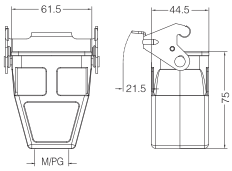
不封底下壳  Housings, bulkhead mounting	--- --- ---	H6B-BK-1L 带塑料盖 With plastic cover H6B-BK-1L-CV 带金属盖 With metal cover H6B-BK-1L-MCV	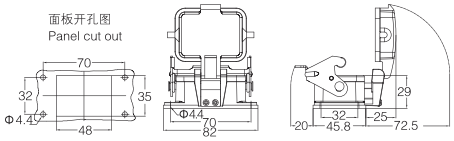
封底下壳  Housings, surface mounting	M20 2M20 M25 2M25 PG16 2PG16 M20 2M20 M25 2M25 PG16 2PG16 M20 2M20 M25 2M25 PG16 2PG16	H6B-SF-1L-M20 H6B-SF-1L-2M20 H6B-SF-1L-M25 H6B-SF-1L-2M25 H6B-SF-1L-PG16 H6B-SF-1L-2PG16 带塑料盖 With plastic cover H6B-SF-1L-CV-M20 H6B-SF-1L-CV-2M20 H6B-SF-1L-CV-M25 H6B-SF-1L-CV-2M25 H6B-SF-1L-CV-PG16 H6B-SF-1L-CV-2PG16 带金属盖 With metal cover H6B-SF-1L-MCV-M20 H6B-SF-1L-MCV-2M20 H6B-SF-1L-MCV-M25 H6B-SF-1L-MCV-2M25 H6B-SF-1L-MCV-PG16 H6B-SF-1L-MCV-2PG16	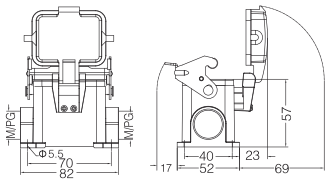

封底下壳 高结构	M25 2M25 M32 2M32 PG21 2PG21 PG29 2PG29	H6B-SFH-1L-M25 H6B-SFH-1L-2M25 H6B-SFH-1L-M32 H6B-SFH-1L-2M32 H6B-SFH-1L-PG21 H6B-SFH-1L-2PG21 H6B-SFH-1L-PG29 H6B-SFH-1L-2PG29	
	M25 2M25 M32 2M32 PG21 2PG21 PG29 2PG29	带塑料盖 With plastic cover H6B-SFH-1L-CV-M25 H6B-SFH-1L-CV-2M25 H6B-SFH-1L-CV-M32 H6B-SFH-1L-CV-2M32 H6B-SFH-1L-CV-PG21 H6B-SFH-1L-CV-2PG21 H6B-SFH-1L-CV-PG29 H6B-SFH-1L-CV-2PG29	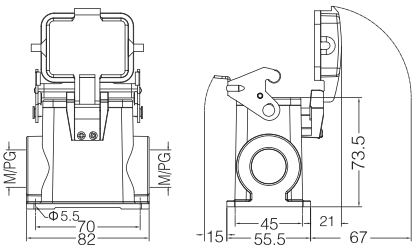
Housings, surface mounting, high construction	M25 2M25 M32 2M32 PG21 2PG21 PG29 2PG29	带金属盖 With metal cover H6B-SFH-1L-MCV-M25 H6B-SFH-1L-MCV-2M25 H6B-SFH-1L-MCV-M32 H6B-SFH-1L-MCV-2M32 H6B-SFH-1L-MCV-PG21 H6B-SFH-1L-MCV-2PG21 H6B-SFH-1L-MCV-PG29 H6B-SFH-1L-MCV-2PG29	

	接线方式 Connect way	型号 Type	尺寸图 Dimensions
防尘盖		塑料盖/用于上壳 For hoods H6B-CV-2B/1	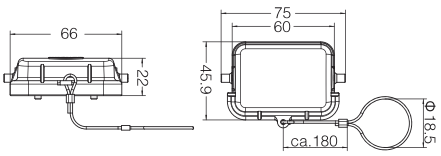
Protection covers		塑料盖/用于下壳 For housings H6B-CV-2B/2	

10B 金属外壳 Metal Hoods & Housings IP65

	螺纹 Thread	型号 Type	尺寸图 Dimensions
上壳 侧出线 Hoods, side entry	M20 M25 PG16	H10B-SE-2B-M20 H10B-SE-2B-M25 H10B-SE-2B-PG16	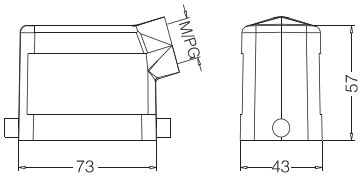
上壳 侧出线 高结构 Hoods, side entry, high construction	M25 M32 PG21 PG29	H10B-SEH-2B-M25 H10B-SEH-2B-M32 H10B-SEH-2B-PG21 H10B-SEH-2B-PG29	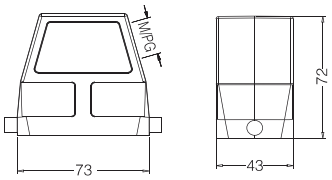
上壳 顶出线 Hoods, top entry	M20 M25 PG16	H10B-TE-2B-M20 H10B-TE-2B-M25 H10B-TE-2B-PG16	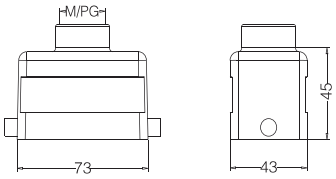
上壳 顶出线 高结构 Hoods, top entry, high construction	M25 M32 PG21 PG29	H10B-TEH-2B-M25 H10B-TEH-2B-M32 H10B-TEH-2B-PG21 H10B-TEH-2B-PG29	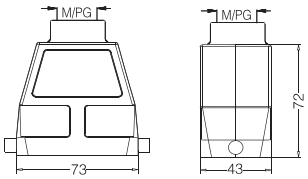

飞线下壳  Housings, cable to cable	M20 PG16	H10B-CCT-1L-M20 H10B-CCT-1L-PG16	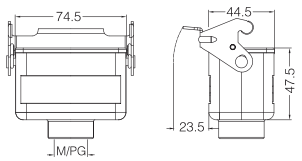
飞线下壳 高结构  Housings, cable to cable, high construction	M25 M32 PG21 PG29	H10B-CCTH-1L-M25 H10B-CCTH-1L-M32 H10B-CCTH-1L-PG21 H10B-CCTH-1L-PG29	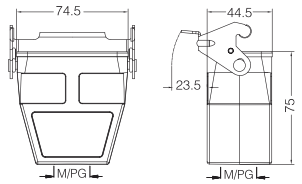
不封底下壳  Housings, bulkhead mounting	--- --- ---	H10B-BK-1L 带塑料盖 With plastic cover H10B-BK-1L-CV 带金属盖 With metal cover H10B-BK-1L-MCV	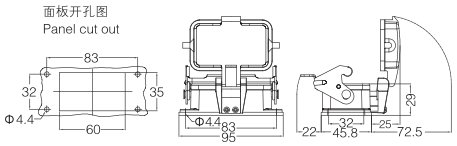
封底下壳  Housings, surface mounting	M20 2M20 M25 2M25 PG16 2PG16	H10B-SF-1L-M20 H10B-SF-1L-2M20 H10B-SF-1L-M25 H10B-SF-1L-2M25 H10B-SF-1L-PG16 H10B-SF-1L-2PG16	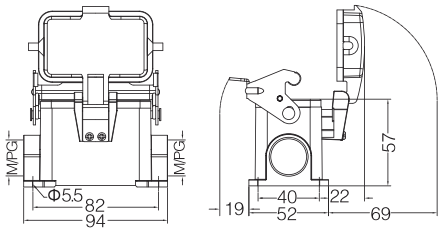
	M20 2M20 M25 2M25 PG16 2PG16	带塑料盖 With plastic cover H10B-SF-1L-CV-M20 H10B-SF-1L-CV-2M20 H10B-SF-1L-CV-M25 H10B-SF-1L-CV-2M25 H10B-SF-1L-CV-PG16 H10B-SF-1L-CV-2PG16	
	M20 2M20 M25 2M25 PG16 2PG16	带金属盖 With metal cover H10B-SF-1L-MCV-M20 H10B-SF-1L-MCV-2M20 H10B-SF-1L-MCV-M25 H10B-SF-1L-MCV-2M25 H10B-SF-1L-MCV-PG16 H10B-SF-1L-MCV-2PG16	
封底下壳 高结构  Housings, surface mounting, high construction	M25 2M25 M32 2M32 PG21 2PG21 PG29 2PG29	H10B-SFH-1L-M25 H10B-SFH-1L-2M25 H10B-SFH-1L-M32 H10B-SFH-1L-2M32 H10B-SFH-1L-PG21 H10B-SFH-1L-2PG21 H10B-SFH-1L-PG29 H10B-SFH-1L-2PG29	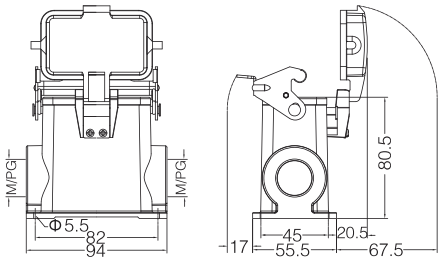
	M25 2M25 M32 2M32 PG21 2PG21 PG29 2PG29	带塑料盖 With plastic cover H10B-SFH-1L-CV-M25 H10B-SFH-1L-CV-2M25 H10B-SFH-1L-CV-M32 H10B-SFH-1L-CV-2M32 H10B-SFH-1L-CV-PG21 H10B-SFH-1L-CV-2PG21 H10B-SFH-1L-CV-PG29 H10B-SFH-1L-CV-2PG29	
	M25 2M25 M32 2M32 PG21 2PG21 PG29 2PG29	带金属盖 With metal cover H10B-SFH-1L-MCV-M25 H10B-SFH-1L-MCV-2M25 H10B-SFH-1L-MCV-M32 H10B-SFH-1L-MCV-2M32 H10B-SFH-1L-MCV-PG21 H10B-SFH-1L-MCV-2PG21 H10B-SFH-1L-MCV-PG29 H10B-SFH-1L-MCV-2PG29	
上壳 侧出线  Hoods, side entry	M20 M25 PG16	H10B-SE-4B-M20 H10B-SE-4B-M25 H10B-SE-4B-PG16	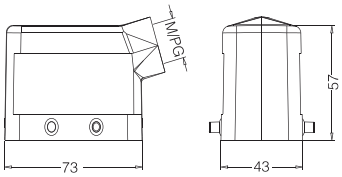

上壳 侧出线 高结构  Hoods, side entry, high construction	M25 M32 PG21 PG29	H10B-SEH-4B-M25 H10B-SEH-4B-M32 H10B-SEH-4B-PG21 H10B-SEH-4B-PG29	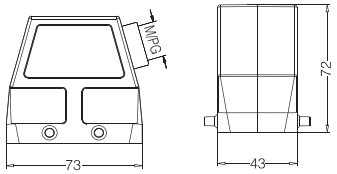
上壳 顶出线  Hoods, top entry	M20 M25 PG16	H10B-TE-4B-M20 H10B-TE-4B-M25 H10B-TE-4B-PG16	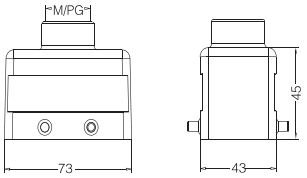
上壳 顶出线 高结构  Hoods, top entry, high construction	M25 M32 2M20 PG16 PG21 PG29	H10B-TEH-4B-M25 H10B-TEH-4B-M32 H10B-TEH-4B-2M20 H10B-TEH-4B-PG16 H10B-TEH-4B-PG21 H10B-TEH-4B-PG29	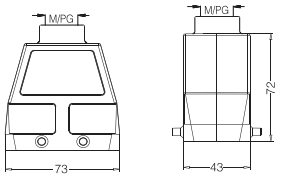
不封底下壳  Housings, bulkhead mounting	---	H10B-BK-2L	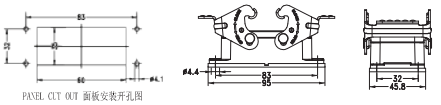
封底下壳  Housings, surface mounting	M20 2M20 M25 2M25 PG16 2PG16	H10B-SF-2L-M20 H10B-SF-2L-2M20 H10B-SF-2L-M25 H10B-SF-2L-2M25 H10B-SF-2L-PG16 H10B-SF-2L-2PG16	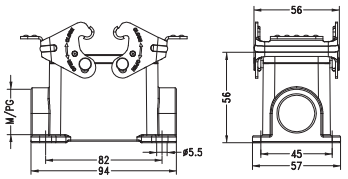
封底下壳 高结构  Housings, surface mounting, high construction	M25 2M25 M32 2M32 PG21 2PG21 PG29 2PG29	H10B-SFH-2L-M25 H10B-SFH-2L-2M25 H10B-SFH-2L-M32 H10B-SFH-2L-2M32 H10B-SFH-2L-PG21 H10B-SFH-2L-2PG21 H10B-SFH-2L-PG29 H10B-SFH-2L-2PG29	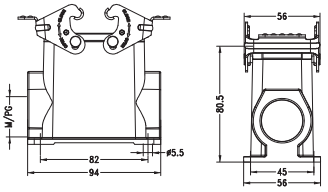
飞线下壳  Housings, cable to cable	M20 PG16	H10B-CCT-2L-M20 H10B-CCT-2L-PG16	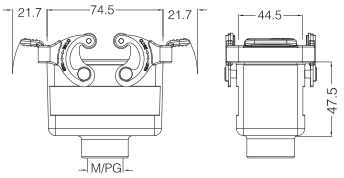
飞线下壳 高结构  Housings, cable to cable, high construction	M25 M32 PG21 PG29	H10B-CCTH-2L-M25 H10B-CCTH-2L-M32 H10B-CCTH-2L-PG21 H10B-CCTH-2L-PG29	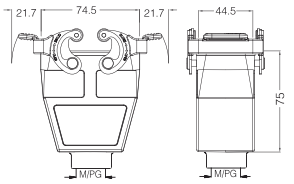

	接线方式 Connect way	型号 Type	尺寸图 Dimensions
塑料防尘盖  Protection covers, Plastic		塑料盖/用于飞线下壳 For housings, cable to cable H10B-CV-4B/1	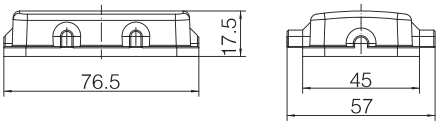
		塑料盖/用于不封底,封底下壳 For housing, bulkhead/ surface mounting H10B-CV-4B/2	

10B 金属外壳 Metal Hoods & Housings IP65

	螺纹 Thread	型号 Type	尺寸图 Dimensions
上壳 侧出线  Hoods, side entry	M20 PG16	H10B-SE-2L-M20 H10B-SE-2L-PG16	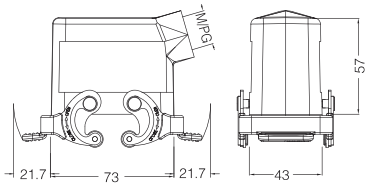
上壳 侧出线 高结构  Hoods, side entry, high construction	M25 M32 PG21 PG29	H10B-SEH-2L-M25 H10B-SEH-2L-M32 H10B-SEH-2L-PG21 H10B-SEH-2L-PG29	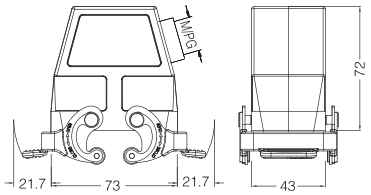
上壳 顶出线  Hoods, top entry	M20 PG16	H10B-TE-2L-M20 H10B-TE-2L-PG16	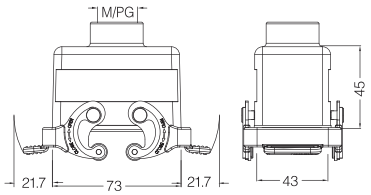
上壳 顶出线 高结构  Hoods, top entry, high construction	M25 M32 PG21 PG29	H10B-TEH-2L-M25 H10B-TEH-2L-M32 H10B-TEH-2L-PG21 H10B-TEH-2L-PG29	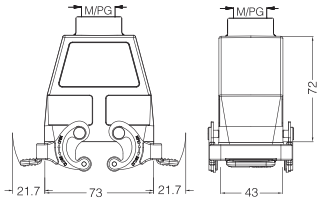
不封底下壳  Housings, bulkhead mounting	--- --- ---	H10B-BK-4B 带塑料盖 With plastic cover H10B-BK-4B-CV 带金属盖 With metal cover H10B-BK-4B-MCV	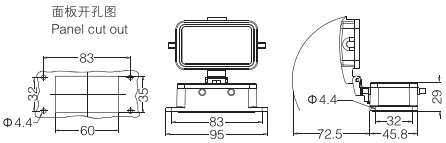
封底下壳  Housings, surface mounting	M20 2M20 M25 2M25 PG16 2PG16 M20 2M20 M25 2M25 PG16 2PG16 M20 2M20 M25 2M25 PG16 2PG16	H10B-SF-4B-M20 H10B-SF-4B-2M20 H10B-SF-4B-M25 H10B-SF-4B-2M25 H10B-SF-4B-PG16 H10B-SF-4B-2PG16 带塑料盖 With plastic cover H10B-SF-4B-CV-M20 H10B-SF-4B-CV-2M20 H10B-SF-4B-CV-M25 H10B-SF-4B-CV-2M25 H10B-SF-4B-CV-PG16 H10B-SF-4B-CV-2PG16 带金属盖 With metal cover H10B-SF-4B-MCV-M20 H10B-SF-4B-MCV-2M20 H10B-SF-4B-MCV-M25 H10B-SF-4B-MCV-2M25 H10B-SF-4B-MCV-PG16 H10B-SF-4B-MCV-2PG16	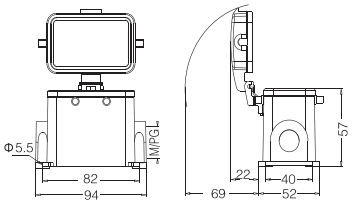

封底下壳 高结构	M25	H10B-SFH-4B-M25	
	2M25	H10B-SFH-4B-2M25	
	M32	H10B-SFH-4B-M32	
	2M32	H10B-SFH-4B-2M32	
	PG21	H10B-SFH-4B-PG21	
	2PG21	H10B-SFH-4B-2PG21	
	PG29	H10B-SFH-4B-PG29	
	2PG29	H10B-SFH-4B-2PG29	
		带塑料盖 With plastic cover	
	M25	H10B-SFH-4B-CV-M25	
	2M25	H10B-SFH-4B-CV-2M25	
	M32	H10B-SFH-4B-CV-M32	
	2M32	H10B-SFH-4B-CV-2M32	
	PG21	H10B-SFH-4B-CV-PG21	
	2PG21	H10B-SFH-4B-CV-2PG21	
	PG29	H10B-SFH-4B-CV-PG29	
	2PG29	H10B-SFH-4B-CV-2PG29	
		带金属盖 With metal cover	
	M25	H10B-SFH-4B-MCV-M25	
	2M25	H10B-SFH-4B-MCV-2M25	
	M32	H10B-SFH-4B-MCV-M32	
	2M32	H10B-SFH-4B-MCV-2M32	
	PG21	H10B-SFH-4B-MCV-PG21	
	2PG21	H10B-SFH-4B-MCV-2PG21	
Housings, surface mounting, high construction	PG29	H10B-SFH-4B-MCV-PG29	
	2PG29	H10B-SFH-4B-MCV-2PG29	

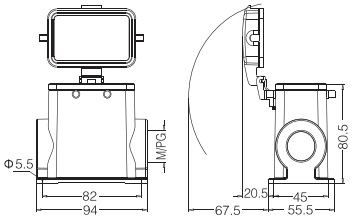

	接线方式 Connect way	型号 Type	尺寸图 Dimensions
塑料防尘盖		塑料盖/用于上壳 For hoods H10B-CV-4B/1	
Protection covers, Plastic		塑料盖/用于下壳 For housings H10B-CV-4B/2	

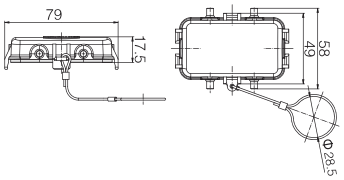

16B 金属外壳 Metal Hoods & Housings IP65

	螺纹 Thread	型号 Type	尺寸图 Dimensions
上壳 侧出线 Hoods, side entry	M25 M32 PG21	H16B-SE-2B-M25 H16B-SE-2B-M32 H16B-SE-2B-PG21	
上壳 侧出线 高结构 Hoods, side entry, high construction	M32 M40 PG21 PG29	H16B-SEH-2B-M32 H16B-SEH-2B-M40 H16B-SEH-2B-PG21 H16B-SEH-2B-PG29	
上壳 顶出线 Hoods, top entry	M25 M32 PG21	H16B-TE-2B-M25 H16B-TE-2B-M32 H16B-TE-2B-PG21	
上壳 顶出线 高结构 Hoods, top entry, high construction	M32 M40 PG21 PG29	H16B-TEH-2B-M32 H16B-TEH-2B-M40 H16B-TEH-2B-PG21 H16B-TEH-2B-PG29	

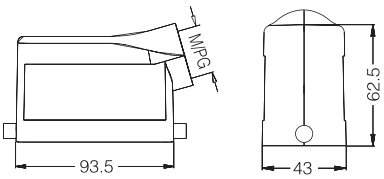

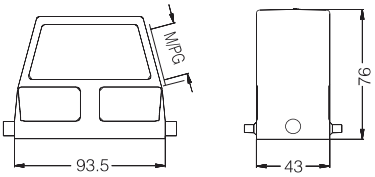

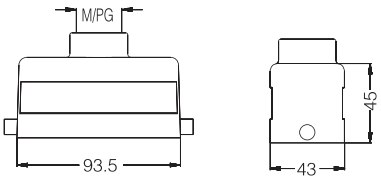

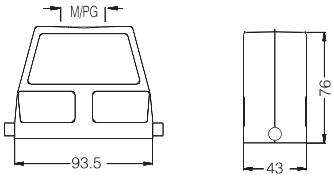

飞线下壳  Housings, cable to cable	M25 M32 PG21	H16B-CCT-1L-M25 H16B-CCT-1L-M32 H16B-CCT-1L-PG21	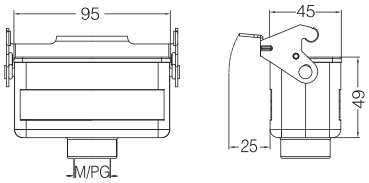
飞线下壳 高结构  Housings, cable to cable, high construction	M32 M40 PG21 PG29	H16B-CCTH-1L-M32 H16B-CCTH-1L-M40 H16B-CCTH-1L-PG21 H16B-CCTH-1L-PG29	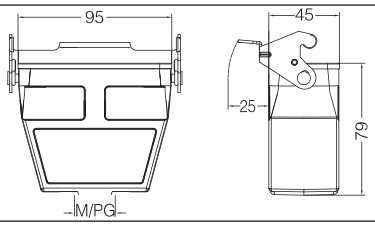
不封底下壳  Housings, bulkhead mounting	---	H16B-BK-1L	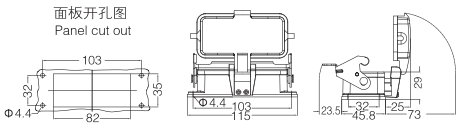
	---	带塑料盖 With plastic cover H16B-BK-1L-CV	
	---	带金属盖 With metal cover H16B-BK-1L-MCV	
封底下壳  Housings, surface mounting	M25 2M25 PG21 2PG21	H16B-SF-1L-M25 H16B-SF-1L-2M25 H16B-SF-1L-PG21 H16B-SF-1L-2PG21	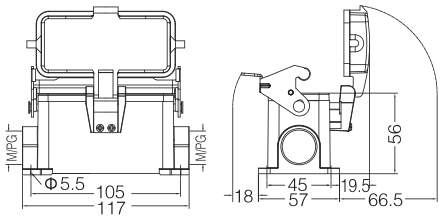
	M25 2M25 PG21 2PG21	带塑料盖 With plastic cover H16B-SF-1L-CV-M25 H16B-SF-1L-CV-2M25 H16B-SF-1L-CV-PG21 H16B-SF-1L-CV-2PG21	
	M25 2M25 PG21 2PG21	带金属盖 With metal cover H16B-SF-1L-MCV-M25 H16B-SF-1L-MCV-2M25 H16B-SF-1L-MCV-PG21 H16B-SF-1L-MCV-2PG21	
封底下壳 高结构  Housings, surface mounting, high construction	M32 2M25 2M32 PG21 2PG21 PG29 2PG29	H16B-SFH-1L-M32 H16B-SFH-1L-2M25 H16B-SFH-1L-2M32 H16B-SFH-1L-PG21 H16B-SFH-1L-2PG21 H16B-SFH-1L-PG29 H16B-SFH-1L-2PG29	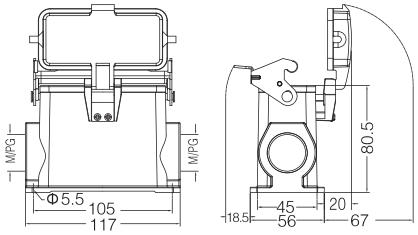
	M32 2M32 PG21 2PG21 PG29 2PG29	带塑料盖 With plastic cover H16B-SFH-1L-CV-M32 H16B-SFH-1L-CV-2M32 H16B-SFH-1L-CV-PG21 H16B-SFH-1L-CV-2PG21 H16B-SFH-1L-CV-PG29 H16B-SFH-1L-CV-2PG29	
	M32 2M32 PG21 2PG21 PG29 2PG29	带金属盖 With metal cover H16B-SFH-1L-MCV-M32 H16B-SFH-1L-MCV-2M32 H16B-SFH-1L-MCV-PG21 H16B-SFH-1L-MCV-2PG21 H16B-SFH-1L-MCV-PG29 H16B-SFH-1L-MCV-2PG29	
上壳 侧出线  Hoods, side entry	M25 M32 PG21	H16B-SE-4B-M25 H16B-SE-4B-M32 H16B-SE-4B-PG21	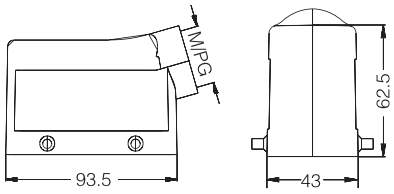
上壳 侧出线 高结构  Hoods, side entry, high construction	M25 M32 M40 PG21 PG29	H16B-SEH-4B-M25 H16B-SEH-4B-M32 H16B-SEH-4B-M40 H16B-SEH-4B-PG21 H16B-SEH-4B-PG29	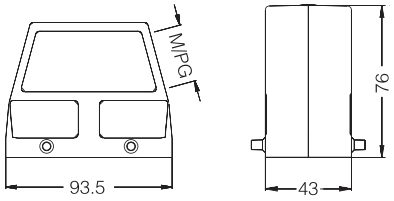

上壳 顶出线  Hoods, top entry	M25 M32 PG21	H16B-TE-4B-M25 H16B-TE-4B-M32 H16B-TE-4B-PG21	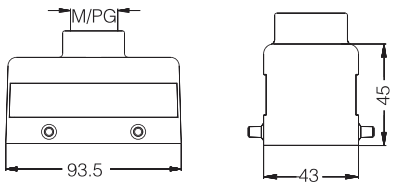
上壳 顶出线 高结构  Hoods, top entry, high construction	M32 M40 PG21 PG29 2M25 2PG16 2PG21	H16B-TEH-4B-M32 H16B-TEH-4B-M40 H16B-TEH-4B-PG21 H16B-TEH-4B-PG29 H16B-TEH-4B-2M25 H16B-TEH-4B-2PG16 H16B-TEH-4B-2PG21	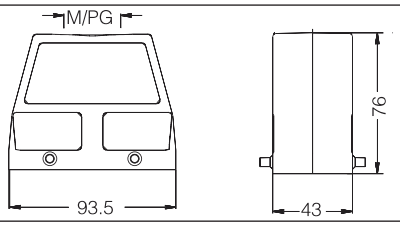
不封底下壳  Housings, bulkhead mounting	---	H16B-BK-2L	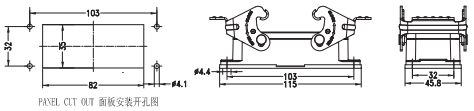
封底下壳  Housings, surface mounting	M25 2M25 PG21 2PG21	H16B-SF-2L-M25 H16B-SF-2L-2M25 H16B-SF-2L-PG21 H16B-SF-2L-2PG21	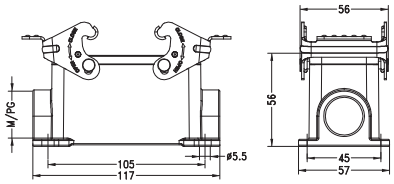
封底下壳 高结构  Housings, surface mounting, high construction	2M25 M32 2M32 2M40 PG21 2PG21 PG29 2PG29	H16B-SFH-2L-2M25 H16B-SFH-2L-M32 H16B-SFH-2L-2M32 H16B-SFH-2L-2M40 H16B-SFH-2L-PG21 H16B-SFH-2L-2PG21 H16B-SFH-2L-PG29 H16B-SFH-2L-2PG29	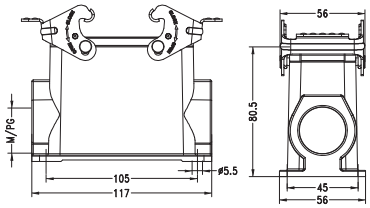
飞线下壳  Housings, cable to cable	M25 M32 PG21	H16B-CCT-2L-M25 H16B-CCT-2L-M32 H16B-CCT-2L-PG21	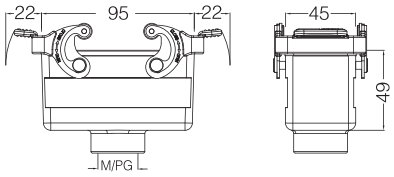
飞线下壳 高结构  Housings, cable to cable, high construction	M25 M32 M40 PG21 PG29	H16B-CCTH-2L-M25 H16B-CCTH-2L-M32 H16B-CCTH-2L-M40 H16B-CCTH-2L-PG21 H16B-CCTH-2L-PG29	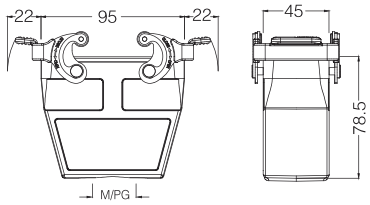

	接线方式 Connect way	型号 Type	尺寸图 Dimensions
塑料防尘盖  Protection covers, plastic		塑料盖/用于飞线上壳 For housings, cable to cable H16B-CV-4B/1	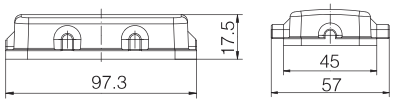
		塑料盖/用于不封底,封底下壳 For housing, bulkhead/ surface mounting H10B-CV-4B/2	

	螺纹 Thread	型号 Type	尺寸图 Dimensions
上壳 侧出线  Hoods, side entry	M25 M32 PG21	H16B-SE-2L-M25 H16B-SE-2L-M32 H16B-SE-2L-PG21	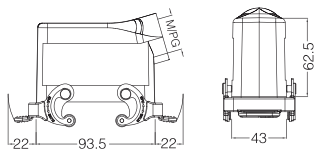

上壳 侧出线 高结构  Hoods, side entry, high construction	M25 M32 M40 PG21 PG29	H16B-SEH-2L-M25 H16B-SEH-2L-M32 H16B-SEH-2L-M40 H16B-SEH-2L-PG21 H16B-SEH-2L-PG29	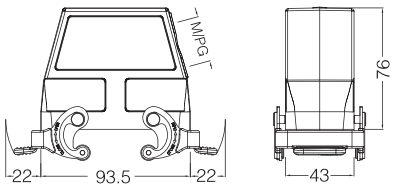
上壳 顶出线  Hoods, top entry	M25 M32 PG21	H16B-TE-2L-M25 H16B-TE-2L-M32 H16B-TE-2L-PG21	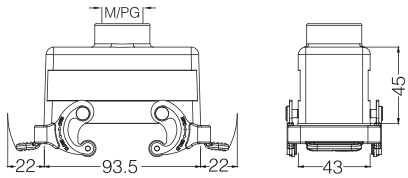
上壳 顶出线 高结构  Hoods, top entry, high construction	M32 M40 PG21 PG29	H16B-TEH-2L-M32 H16B-TEH-2L-M40 H16B-TEH-2L-PG21 H16B-TEH-2L-PG29	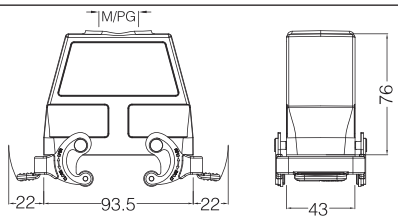
不封底下壳  Housings, bulkhead mounting	--- --- ---	H16B-BK-4B 带塑料盖 With plastic cover H16B-BK-4B-CV 带金属盖 With metal cover H16B-BK-4B-MCV	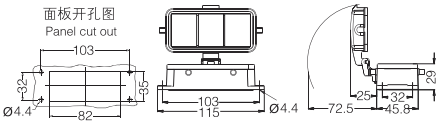
封底下壳  Housings, surface mounting	M25 2M25 PG21 2PG21 M25 2M25 PG21 2PG21 M25 2M25 PG21 2PG21	H16B-SF-4B-M25 H16B-SF-4B-2M25 H16B-SF-4B-PG21 H16B-SF-4B-2PG21 带塑料盖 With plastic cover H16B-SF-4B-CV-M25 H16B-SF-4B-CV-2M25 H16B-SF-4B-CV-PG21 H16B-SF-4B-CV-2PG21 带金属盖 With metal cover H16B-SF-4B-MCV-M25 H16B-SF-4B-MCV-2M25 H16B-SF-4B-MCV-PG21 H16B-SF-4B-MCV-2PG21	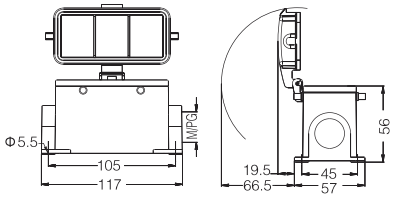
封底下壳 高结构  Housings, surface mounting, high construction	M25 M32 M40 PG21 PG29 2PG29 M32 2M32 PG21 2PG21 PG29 2PG29 M32 2M32 PG21 2PG21 PG29 2PG29	H16B-SFH-4B-M25 H16B-SFH-4B-M32 H16B-SFH-4B-M40 H16B-SFH-4B-PG21 H16B-SFH-4B-PG29 H16B-SFH-4B-2PG29 带塑料盖 With plastic cover H16B-SFH-4B-CV-M32 H16B-SFH-4B-CV-2M32 H16B-SFH-4B-CV-PG21 H16B-SFH-4B-CV-2PG21 H16B-SFH-4B-CV-PG29 H16B-SFH-4B-CV-2PG29 带金属盖 With metal cover H16B-SFH-4B-MCV-M32 H16B-SFH-4B-MCV-2M32 H16B-SFH-4B-MCV-PG21 H16B-SFH-4B-MCV-2PG21 H16B-SFH-4B-MCV-PG29 H16B-SFH-4B-MCV-2PG29	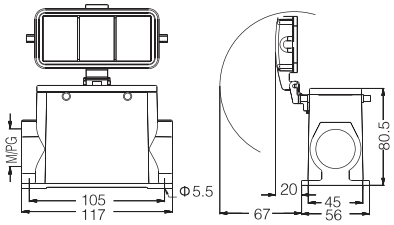
上壳 侧出线 高结构  Hoods, side entry, high construction	M25 M32 PG21 PG29	H16B-SEH-1L/C-M25 H16B-SEH-1L/C-M32 H16B-SEH-1L/C-PG21 H16B-SEH-1L/C-PG29	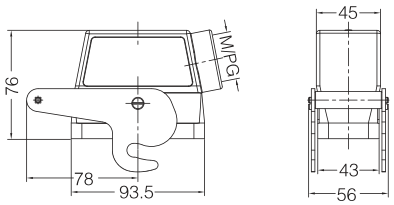

不封底下壳  Housings, bulkhead mounting	---	H16B-BK-2B/C	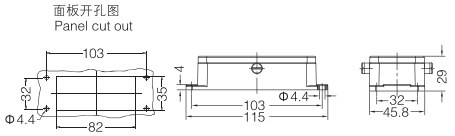

24B 金属外壳 Metal Hoods & Housings IP65

	螺纹 Thread	型号 Type	尺寸图 Dimensions
上壳 侧出线  Hoods, side entry	M25 M32 PG21	H24B-SE-2B-M25 H24B-SE-2B-M32 H24B-SE-2B-PG21	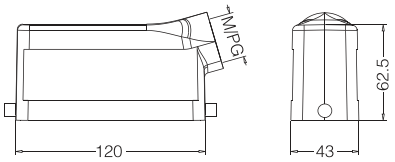
上壳 侧出线 高结构  Hoods, side entry, high construction	M25 M32 M40 PG21 PG29 PG36	H24B-SEH-2B-M25 H24B-SEH-2B-M32 H24B-SEH-2B-M40 H24B-SEH-2B-PG21 H24B-SEH-2B-PG29 H24B-SEH-2B-PG36	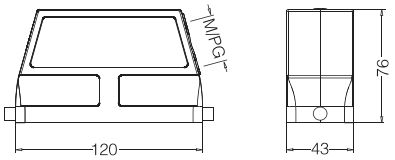
上壳 顶出线  Hoods, top entry	M25 M32 PG21 PG29	H24B-TE-2B-M25 H24B-TE-2B-M32 H24B-TE-2B-PG21 H24B-TE-2B-PG29	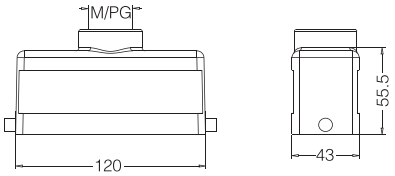
上壳 顶出线 高结构  Hoods, top entry, high construction	M32 M40 PG21 PG29 PG36	H24B-TEH-2B-M32 H24B-TEH-2B-M40 H24B-TEH-2B-PG21 H24B-TEH-2B-PG29 H24B-TEH-2B-PG36	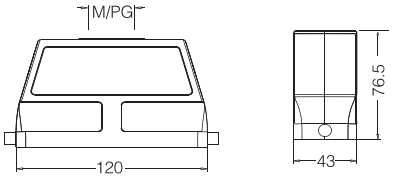
飞线下壳  Housings, cable to cable	M25 M32 PG21 PG29	H24B-CCT-1L-M25 H24B-CCT-1L-M32 H24B-CCT-1L-PG21 H24B-CCT-1L-PG29	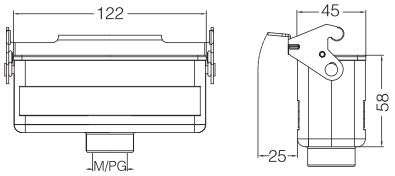
飞线下壳 高结构  Housings, cable to cable, high construction	M32 M40 PG21 PG29	H24B-CCTH-1L-M32 H24B-CCTH-1L-M40 H24B-CCTH-1L-PG21 H24B-CCTH-1L-PG29	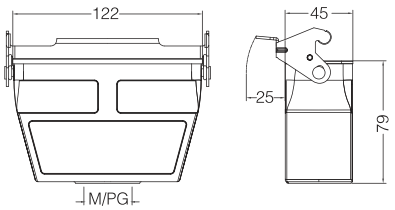
不封底下壳  Housings, bulkhead mounting	--- --- ---	H24B-BK-1L 带塑料盖 With plastic cover H24B-BK-1L-CV 带金属盖 With metal cover H24B-BK-1L-MCV	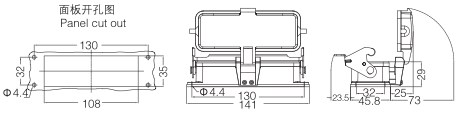

封底下壳  Housings, surface mounting	M25 2M25 PG21 2PG21	H24B-SF-1L-M25 H24B-SF-1L-2M25 H24B-SF-1L-PG21 H24B-SF-1L-2PG21	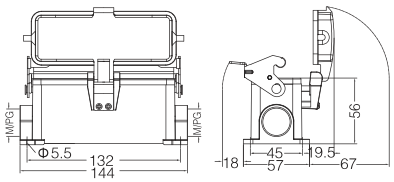
	M25 2M25 PG21 2PG21	带塑料盖 With plastic cover H24B-SF-1L-CV-M25 H24B-SF-1L-CV-2M25 H24B-SF-1L-CV-PG21 H24B-SF-1L-CV-2PG21	
	M25 2M25 PG21 2PG21	带金属盖 With metal cover H24B-SF-1L-MCV-M25 H24B-SF-1L-MCV-2M25 H24B-SF-1L-MCV-PG21 H24B-SF-1L-MCV-2PG21	
封底下壳 高结构  Housings, surface mounting, high construction	M32 2M32 M40 2M40 PG21 2PG21 PG29 2PG29	H24B-SFH-1L-M32 H24B-SFH-1L-2M32 H24B-SFH-1L-M40 H24B-SFH-1L-2M40 H24B-SFH-1L-PG21 H24B-SFH-1L-2PG21 H24B-SFH-1L-PG29 H24B-SFH-1L-2PG29	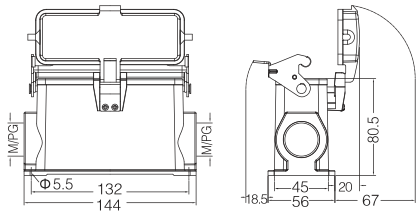
	M32 2M32 PG21 2PG21 PG29 2PG29	带塑料盖 With plastic cover H24B-SFH-1L-CV-M32 H24B-SFH-1L-CV-2M32 H24B-SFH-1L-CV-PG21 H24B-SFH-1L-CV-2PG21 H24B-SFH-1L-CV-PG29 H24B-SFH-1L-CV-2PG29	
	M32 2M32 PG21 2PG21 PG29 2PG29	带金属盖 With metal cover H24B-SFH-1L-MCV-M32 H24B-SFH-1L-MCV-2M32 H24B-SFH-1L-MCV-PG21 H24B-SFH-1L-MCV-2PG21 H24B-SFH-1L-MCV-PG29 H24B-SFH-1L-MCV-2PG29	
上壳 侧出线  Hoods, side entry	M25 M32 PG21	H24B-SE-4B-M25 H24B-SE-4B-M32 H24B-SE-4B-PG21	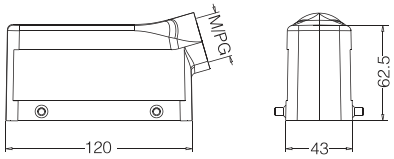
上壳 侧出线 高结构  Hoods, side entry, high construction	M25 M32 M40 PG21 PG29	H24B-SEH-4B-M25 H24B-SEH-4B-M32 H24B-SEH-4B-M40 H24B-SEH-4B-PG21 H24B-SEH-4B-PG29	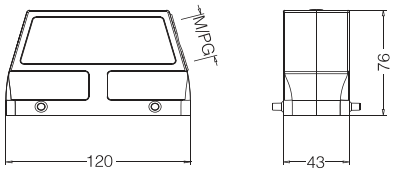
上壳 顶出线  Hoods, top entry	M25 M32 PG21 PG29	H24B-TE-4B-M25 H24B-TE-4B-M32 H24B-TE-4B-PG21 H24B-TE-4B-PG29	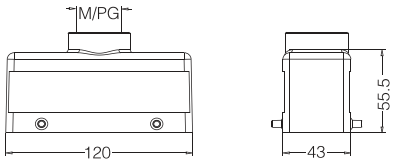
上壳 顶出线 高结构  Hoods, top entry, high construction	M32 M40 PG21 PG29 2M25 2M32 2PG21 2PG29	H24B-TEH-4B-M32 H24B-TEH-4B-M40 H24B-TEH-4B-PG21 H24B-TEH-4B-PG29 H24B-TEH-4B-2M25 H24B-TEH-4B-2M32 H24B-TEH-4B-2PG21 H24B-TEH-4B-2PG29	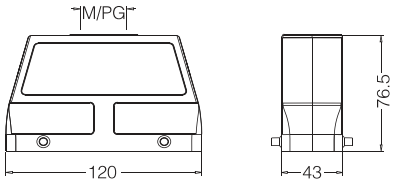
不封底下壳  Housings, bulkhead mounting	---	H24B-BK-2L	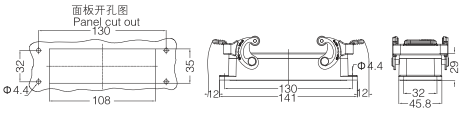

封底下壳  Housings, surface mounting	M25 2M25 PG21 2PG21	H24B-SF-2L-M25 H24B-SF-2L-2M25 H24B-SF-2L-PG21 H24B-SF-2L-2PG21	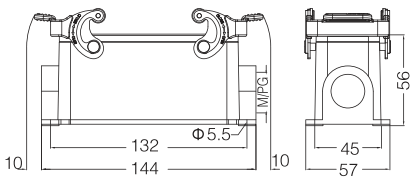
封底下壳 高结构  Housings, surface mounting, high construction	M32 2M32 M40 2M40 PG21 2PG21 PG29 2PG29	H24B-SFH-2L-M32 H24B-SFH-2L-2M32 H24B-SFH-2L-M40 H24B-SFH-2L-2M40 H24B-SFH-2L-PG21 H24B-SFH-2L-2PG21 H24B-SFH-2L-PG29 H24B-SFH-2L-2PG29	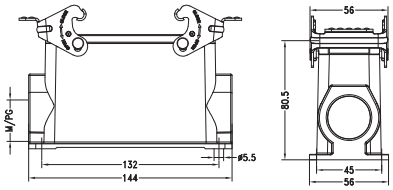
飞线下壳  Housings, cable to cable	M25 M32 PG21 PG29	H24B-CCT-2L-M25 H24B-CCT-2L-M32 H24B-CCT-2L-PG21 H24B-CCT-2L-PG29	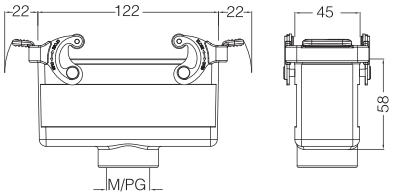
飞线下壳 高结构  Housings, cable to cable, high construction	M32 M40 PG21 PG29	H24B-CCTH-2L-M32 H24B-CCTH-2L-M40 H24B-CCTH-2L-PG21 H24B-CCTH-2L-PG29	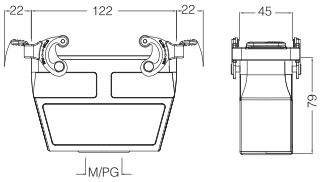

	接线方式 Connect way	型号 Type	尺寸图 Dimensions
塑料防尘盖  Protection covers, plastic		塑料盖/用于飞线下壳 For housings, cable to cable H24B-CV-4B/1	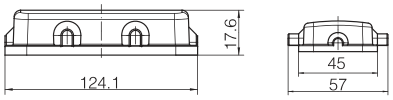
		塑料盖/用于不封底,封底下壳 For housing, bulkhead/ surface mounting H24B-CV-4B/2	

	螺纹 Thread	型号 Type	尺寸图 Dimensions
上壳 侧出线  Hoods, side entry	M25 M32 PG21	H24B-SE-2L-M25 H24B-SE-2L-M32 H24B-SE-2L-PG21	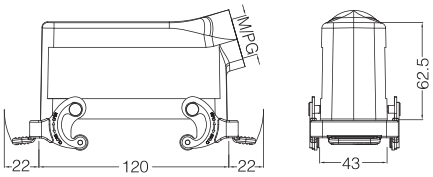
上壳 侧出线 高结构  Hoods, side entry, high construction	M32 M40 PG21 PG29	H24B-SEH-2L-M32 H24B-SEH-2L-M40 H24B-SEH-2L-PG21 H24B-SEH-2L-PG29	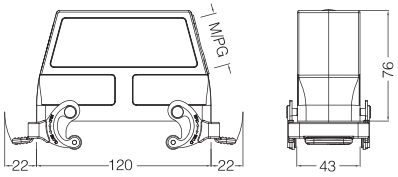
上壳 顶出线  Hoods, top entry	M25 M32 PG21 PG29	H24B-TE-2L-M25 H24B-TE-2L-M32 H24B-TE-2L-PG21 H24B-TE-2L-PG29	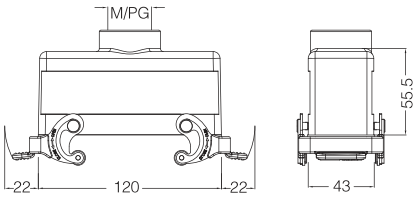
上壳 顶出线 高结构  Hoods, top entry, high construction	M32 M40 PG21 PG29	H24B-TEH-2L-M32 H24B-TEH-2L-M40 H24B-TEH-2L-PG21 H24B-TEH-2L-PG29	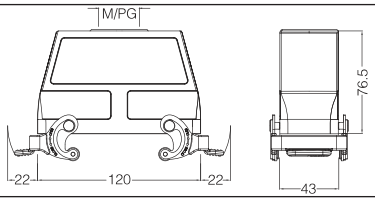

不封底下壳  Housings, bulkhead mounting	---	H24B-BK-4B	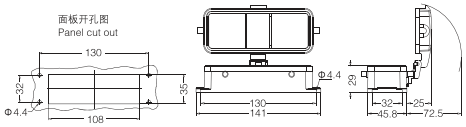
	---	带塑料盖 With plastic cover H24B-BK-4B-CV	
	---	带金属盖 With metal cover H24B-BK-4B-MCV	
封底下壳  Housings, surface mounting	M25 2M25 PG21 2PG21	H24B-SF-4B-M25 H24B-SF-4B-2M25 H24B-SF-4B-PG21 H24B-SF-4B-2PG21	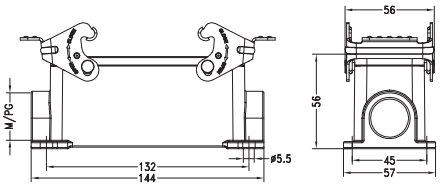
	M25 2M25 PG21 2PG21	带塑料盖 With plastic cover H24B-SF-4B-CV-M25 H24B-SF-4B-CV-2M25 H24B-SF-4B-CV-PG21 H24B-SF-4B-CV-2PG21	
	M25 2M25 PG21 2PG21	带金属盖 With metal cover H24B-SF-4B-MCV-M25 H24B-SF-4B-MCV-2M25 H24B-SF-4B-MCV-PG21 H24B-SF-4B-MCV-2PG21	
封底下壳 高结构  Housings, surface mounting, high construction	M32 2M32 2M40 PG21 2PG21 PG29 2PG29	H24B-SFH-4B-M32 H24B-SFH-4B-2M32 H24B-SFH-4B-2M40 H24B-SFH-4B-PG21 H24B-SFH-4B-2PG21 H24B-SFH-4B-PG29 H24B-SFH-4B-2PG29	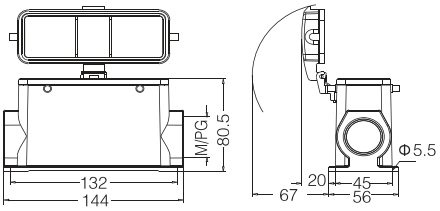
	M32 2M32 2M40 PG21 2PG21 PG29 2PG29	带塑料盖 With plastic cover H24B-SFH-4B-CV-M32 H24B-SFH-4B-CV-2M32 H24B-SFH-4B-CV-2M40 H24B-SFH-4B-CV-PG21 H24B-SFH-4B-CV-2PG21 H24B-SFH-4B-CV-PG29 H24B-SFH-4B-CV-2PG29	
	M32 2M32 2M40 PG21 2PG21 PG29 2PG29	带金属盖 With metal cover H24B-SFH-4B-MCV-M32 H24B-SFH-4B-MCV-2M32 H24B-SFH-4B-MCV-2M40 H24B-SFH-4B-MCV-PG21 H24B-SFH-4B-MCV-2PG21 H24B-SFH-4B-MCV-PG29 H24B-SFH-4B-MCV-2PG29	
上壳 侧出线 高结构  Hoods, side entry, high construction	M25 M32 M40 PG21 PG29	H24B-SEH-1L/C-M25 H24B-SEH-1L/C-M32 H24B-SEH-1L/C-M40 H24B-SEH-1L/C-PG21 H24B-SEH-1L/C-PG29	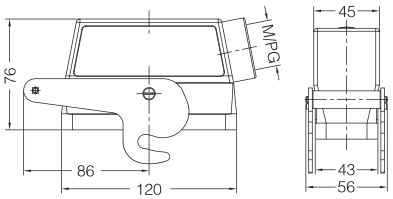
不封底下壳  Housings, bulkhead mounting	---	H24B-BK-2B/C	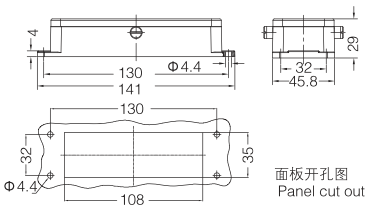

32B 金属外壳 Metal Hoods & Housings IP65

	螺纹 Thread	型号 Type	尺寸图 Dimensions
上壳 侧出线  Hoods, side entry	M32 M40 M50 PG29 PG36 PG42	H32B-SE-2B-M32 H32B-SE-2B-M40 H32B-SE-2B-M50 H32B-SE-2B-PG29 H32B-SE-2B-PG36 H32B-SE-2B-PG42	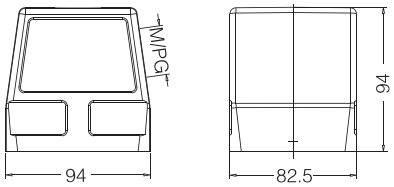
上壳 顶出线  Hoods, top entry	M32 M40 M50 PG29 PG36 PG42	H32B-TE-2B-M32 H32B-TE-2B-M40 H32B-TE-2B-M50 H32B-TE-2B-PG29 H32B-TE-2B-PG36 H32B-TE-2B-PG42	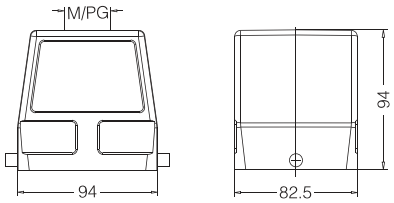
不封底下壳  Housings, bulkhead mounting	---	H32B-BK-1L	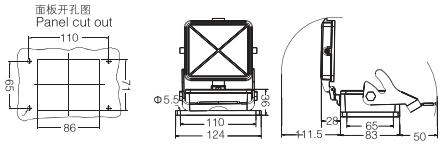
	---	带塑料盖 With plastic cover H32B-BK-1L-CV	
	---	带金属盖 With metal cover H32B-BK-1L-MCV	
封底下壳  Housings, surface mounting	M32 2M32 M40 2M40 M50 PG29 2PG29 PG36 2PG36	H32B-SF-1L-M32 H32B-SF-1L-2M32 H32B-SF-1L-M40 H32B-SF-1L-2M40 H32B-SF-1L-M50 H32B-SF-1L-PG29 H32B-SF-1L-2PG29 H32B-SF-1L-PG36 H32B-SF-1L-2PG36	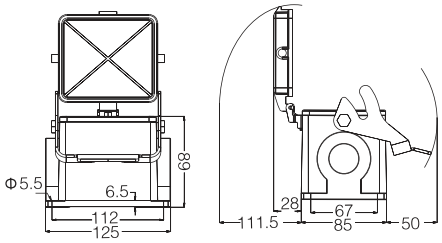
	M32 2M32 M40 2M40 PG29 2PG29 PG36 2PG36	带塑料盖 With plastic cover H32B-SF-1L-CV-M32 H32B-SF-1L-CV-2M32 H32B-SF-1L-CV-M40 H32B-SF-1L-CV-2M40 H32B-SF-1L-CV-PG29 H32B-SF-1L-CV-2PG29 H32B-SF-1L-CV-PG36 H32B-SF-1L-CV-2PG36	
	M32 2M32 M40 2M40 PG29 2PG29 PG36 2PG36	带金属盖 With metal cover H32B-SF-1L-MCV-M32 H32B-SF-1L-MCV-2M32 H32B-SF-1L-MCV-M40 H32B-SF-1L-MCV-2M40 H32B-SF-1L-MCV-PG29 H32B-SF-1L-MCV-2PG29 H32B-SF-1L-MCV-PG36 H32B-SF-1L-MCV-2PG36	
上壳 侧出线  Hoods, side entry	M32 M40 M50 PG29 PG36 PG42 G2	H32B-SE-4B-M32 H32B-SE-4B-M40 H32B-SE-4B-M50 H32B-SE-4B-PG29 H32B-SE-4B-PG36 H32B-SE-4B-PG42 H32B-SE-4B-G2	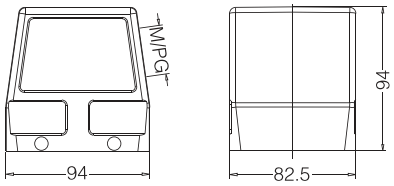
上壳 顶出线  Hoods, top entry	M32 M40 M50 PG29 PG36 PG42	H32B-TE-4B-M32 H32B-TE-4B-M40 H32B-TE-4B-M50 H32B-TE-4B-PG29 H32B-TE-4B-PG36 H32B-TE-4B-PG42	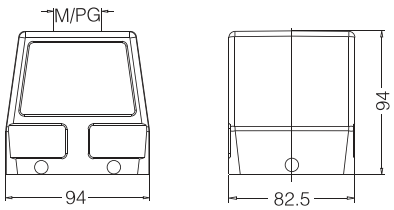

不封底下壳  Housings, bulkhead mounting	---	H32B-BK-2L	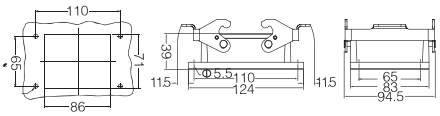 面板开孔图 Panel cut out
封底下壳  Housings, surface mounting	M32 2M32 M40 2M40 M50 PG29 2PG29 PG36 2PG36 PG42 2PG42	H32B-SF-2L-M32 H32B-SF-2L-2M32 H32B-SF-2L-M40 H32B-SF-2L-2M40 H32B-SF-2L-M50 H32B-SF-2L-PG29 H32B-SF-2L-2PG29 H32B-SF-2L-PG36 H32B-SF-2L-2PG36 H32B-SF-2L-PG42 H32B-SF-2L-2PG42	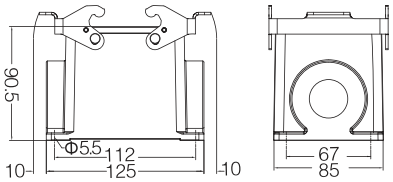
飞线下壳  Housings, cable to cable	M32 M40 M50 PG29 PG36 PG42	H32B-CCT-2L-M32 H32B-CCT-2L-M40 H32B-CCT-2L-M50 H32B-CCT-2L-PG29 H32B-CCT-2L-PG36 H32B-CCT-2L-PG42	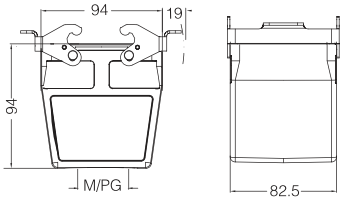
不封底下壳  Housings, bulkhead mounting	---	H32B-BK-4B	面板开孔图 Panel cut out
	---	带塑料盖 With plastic cover H32B-BK-4B-CV	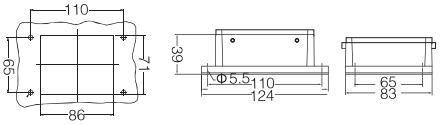
	---	带金属盖 With metal cover H32B-BK-4B-MCV	
封底下壳  Housings, surface mounting	M32 2M32 M40 2M40 PG29 2PG29 PG36 2PG36 PG42	H32B-SF-4B-M32 H32B-SF-4B-2M32 H32B-SF-4B-M40 H32B-SF-4B-2M40 H32B-SF-4B-PG29 H32B-SF-4B-2PG29 H32B-SF-4B-PG36 H32B-SF-4B-2PG36 H32B-SF-4B-PG42	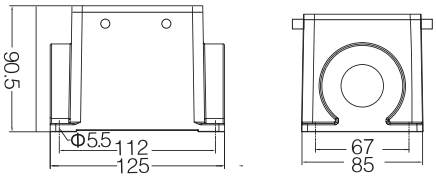
上壳 侧出线  Hoods, side entry	M32 PG29	H32B-SE-2L-M32 H32B-SE-2L-PG29	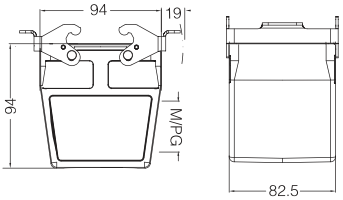
上壳 顶出线  Hoods, top entry	M32 M40 M50 PG29 PG36 PG42	H32B-TE-2L-M32 H32B-TE-2L-M40 H32B-TE-2L-M50 H32B-TE-2L-PG29 H32B-TE-2L-PG36 H32B-TE-2L-PG42	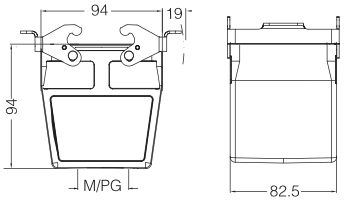

48B 金属外壳 Metal Hoods & Housings IP65

	螺纹 Thread	型号 Type	尺寸图 Dimensions
上壳 侧出线  Hoods, side entry	M32 M40 M50 PG29 PG36 PG42	H48B-SE-2B-M32 H48B-SE-2B-M40 H48B-SE-2B-M50 H48B-SE-2B-PG29 H48B-SE-2B-PG36 H48B-SE-2B-PG42	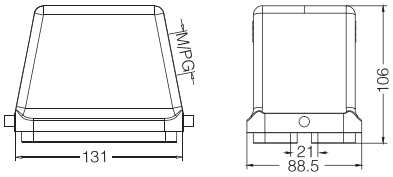

上壳 顶出线  Hoods, top entry	M32 M40 M50 PG29 PG36 PG42	H48B-TE-2B-M32 H48B-TE-2B-M40 H48B-TE-2B-M50 H48B-TE-2B-PG29 H48B-TE-2B-PG36 H48B-TE-2B-PG42	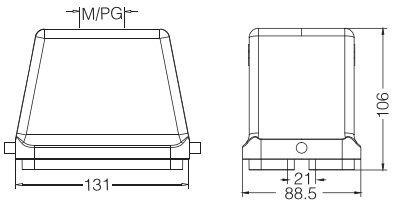
不封底下壳  Housings, bulkhead mounting	---	H48B-BK-1L	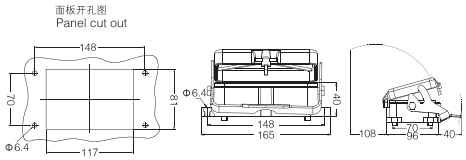
	---	带塑料盖 With plastic cover H48B-BK-1L-CV	
	---	带金属盖 With metal cover H48B-BK-1L-MCV	
封底下壳  Housings, surface mounting	M32 2M32 M40 2M40 M50 2M50 PG29 2PG29 PG36 2PG36	H48B-SF-1L-M32 H48B-SF-1L-2M32 H48B-SF-1L-M40 H48B-SF-1L-2M40 H48B-SF-1L-M50 H48B-SF-1L-2M50 H48B-SF-1L-PG29 H48B-SF-1L-2PG29 H48B-SF-1L-PG36 H48B-SF-1L-2PG36	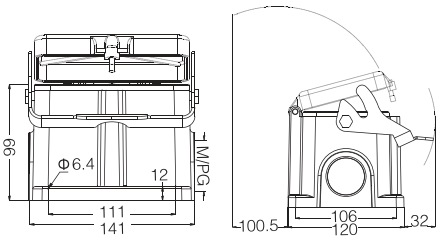
	M32 2M32 M40 2M40 PG29 2PG29 PG36 2PG36	带塑料盖 With plastic cover H48B-SF-1L-CV-M32 H48B-SF-1L-CV-2M32 H48B-SF-1L-CV-M40 H48B-SF-1L-CV-2M40 H48B-SF-1L-CV-PG29 H48B-SF-1L-CV-2PG29 H48B-SF-1L-CV-PG36 H48B-SF-1L-CV-2PG36	
	M32 2M32 M40 2M40 PG29 2PG29 PG36 2PG36	带金属盖 With metal cover H48B-SF-1L-MCV-M32 H48B-SF-1L-MCV-2M32 H48B-SF-1L-MCV-M40 H48B-SF-1L-MCV-2M40 H48B-SF-1L-MCV-PG29 H48B-SF-1L-MCV-2PG29 H48B-SF-1L-MCV-PG36 H48B-SF-1L-MCV-2PG36	

扣子款式 Lock Type

	名称 Name	描述 Description	举例 Examples
	L/SC	不锈钢扣 Stainless Steel Buckle	H24B-BK-2L/SC
	L/W	普通金属扣 Buckles of common metal	H24B-BK-2L/W
	L/P	塑料不锈钢扣 Plastic buckle	H24B-BK-2L/P

其他 Other

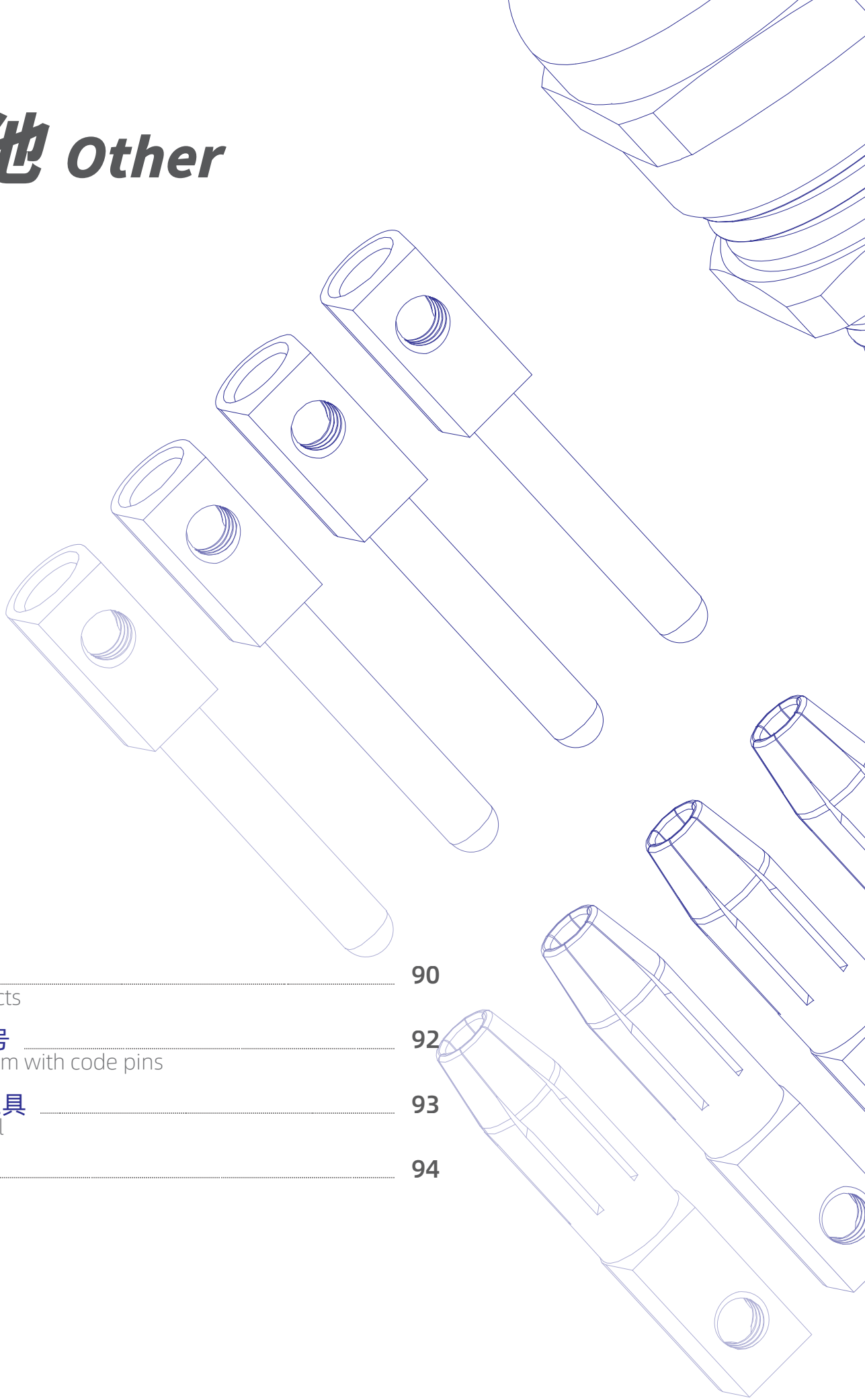

冷压针 Crimp contacts

5A 冷压接插针(适用于HM,EMC-008,D-SUB 插芯) / 5A Crimp contacts (for HM,EMC-008,D-SUB inserts)

接触电阻 Contact resistance ≤3mΩ

镀银 Silver plated

镀金 Gold plated

公 Male	母 Female
MCS5-0.25	FCS5-0.25
MCS5-0.33	FCS5-0.33
MCS5-0.52	FCS5-0.52
MCS5-0.82	FCS5-0.82
MCG5-0.25	FCG5-0.25
MCG5-0.33	FCG5-0.33
MCG5-0.52	FCG5-0.52
MCG5-0.82	FCG5-0.82

尺寸图 Dimensions

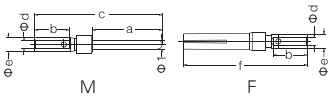

a	b	c	d	e	f
8.23	4.2	14.0	1.35	1.75	13.6
8.10	4.0	14.8	1.12	1.66	14.4
8.10	4.0	14.8	0.90	1.66	14.4
8.10	4.0	14.8	0.64	1.66	14.4

线规 Wire gague		剥线长度 Stripping length
0.09-0.25 mm²	AWG 28-24	5 mm
0.13-0.33 mm²	AWG 26-22	5 mm
0.33-0.52 mm²	AWG 22-20	5 mm
0.33-0.82 mm²	AWG 22-18	5 mm

10A 冷压接插针(适用于HD,HDD,HM,HK,HQ 插芯) / 10A Crimp contacts (for HD,HDD,HM,HK,HQ inserts)

接触电阻 Contact resistance ≤3mΩ

镀银 Silver plated

镀金 Gold plated

公 Male	母 Female
MCNS10-0.37	FCNS10-0.37
MCNS10-0.5	FCNS10-0.5
MCNS10-0.75	FCNS10-0.75
MCNS10-1.0	FCNS10-1.0
MCNS10-1.5	FCNS10-1.5
MCNS10-2.5	FCNS10-2.5
MCNG10-0.37	FCNG10-0.37
MCNG10-0.5	FCNG10-0.5
MCNG10-0.75	FCNG10-0.75
MCNG10-1.0	FCNG10-1.0
MCNG10-1.5	FCNG10-1.5
MCNG10-2.5	FCNG10-2.5

尺寸图 Dimensions

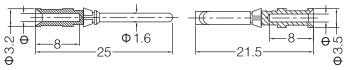

线规 Wire gague		ϕ	剥线长度 Stripping length
0.14-0.37 mm²	AWG 26-22	0.9	8 mm
0.5 mm²	AWG 20	1.1	8 mm
0.75 mm²	AWG 18	1.3	8 mm
1 mm²	AWG 18	1.45	8 mm
1.5 mm²	AWG 16	1.75	8 mm
2.5 mm²	AWG 14	2.25	8 mm

16A 冷压接插针(适用于HA,HE,HEE,HM,HK 插芯) / 16A Crimp contacts (for HA,HE,HEE,HM,HK inserts)

接触电阻 Contact resistance ≤1mΩ

镀银 Silver plated

镀金 Gold plated

公 Male	母 Female
MCS16-0.37	FCS16-0.37
MCS16-0.5	FCS16-0.5
MCS16-0.75	FCS16-0.75
MCS16-1.0	FCS16-1.0
MCS16-1.5	FCS16-1.5
MCS16-2.5	FCS16-2.5
MCS16-3.0	FCS16-3.0
MCS16-4.0	FCS16-4.0
MCG16-0.37	FCG16-0.37
MCG16-0.5	FCG16-0.5
MCG16-0.75	FCG16-0.75
MCG16-1.0	FCG16-1.0
MCG16-1.5	FCG16-1.5
MCG16-2.5	FCG16-2.5
MCG16-4.0	FCG16-4.0

尺寸图 Dimensions

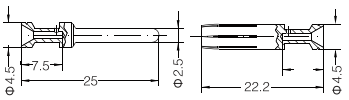

标示 Identification	线规 Wire gague		剥线长度 Stripping length
no groove	0.14-0.37 mm²	AWG 26-22	7.5 mm
no groove	0.5 mm²	AWG 20	7.5 mm
1 groove	0.75 mm²	AWG 18	7.5 mm
1 groove	1 mm²	AWG 18	7.5 mm
2 groove	1.5 mm²	AWG 16	7.5 mm
3 groove	2.5 mm²	AWG 14	7.5 mm
wide groove	3 mm²	AWG 12	7.5 mm
no groove	4 mm²	AWG 12	7.5 mm

16A 冷压接插针(采用冠簧接触)(适用于HA,HE,HEE,HM,HK 插芯)
16A Crimp contacts (with crown contact)(for HA,HE,HEE,HM,HK inserts)

接触电阻 Contact resistance ≤1mΩ

镀银 Silver plated

镀金 Gold plated

公 Male	母 Female
MCS16-0.37	FCS16-0.37
MCS16-0.5	FCS16-0.5
MCS16-0.75	FCS16-0.75
MCS16-1.0	FCS16-1.0
MCS16-1.5	FCS16-1.5
MCS16-2.5	FCS16-2.5
MCS16-3.0	FCS16-3.0
MCS16-4.0	FCS16-4.0
MCG16-0.37	FCG16-0.37
MCG16-0.5	FCG16-0.5
MCG16-0.75	FCG16-0.75
MCG16-1.0	FCG16-1.0
MCG16-1.5	FCG16-1.5
MCG16-2.5	FCG16-2.5
MCG16-4.0	FCG16-4.0

尺寸图 Dimensions

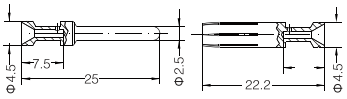

标示 Identification	线规 Wire gague		剥线长度 Stripping length
no groove	0.14-0.37 mm²	AWG 26-22	7.5 mm
no groove	0.5 mm²	AWG 20	7.5 mm
1 groove	0.75 mm²	AWG 18	7.5 mm
1 groove	1 mm²	AWG 18	7.5 mm
2 groove	1.5 mm²	AWG 16	7.5 mm
3 groove	2.5 mm²	AWG 14	7.5 mm
wide groove	3 mm²	AWG 12	7.5 mm
no groove	4 mm²	AWG 12	7.5 mm

40A 冷压接插针(适用于HM,HK 等插芯) / 40A Crimp contacts (for HM,HK inserts)

接触电阻 Contact resistance ≤0.3mΩ
镀银 Silver plated

镀金 Gold plated

公 Male	母 Female
MCS40-1.5	FCS40-1.5
MCS40-2.5	FCS40-2.5
MCS40-4.0	FCS40-4.0
MCS40-6.0	FCS40-6.0
MCS40-10.0	FCS40-10.0
MCG40-1.5	FCG40-1.5
MCG40-2.5	FCG40-2.5
MCG40-4.0	FCG40-4.0
MCG40-6.0	FCG40-6.0
MCG40-10.0	FCG40-10.0

尺寸图 Dimensions

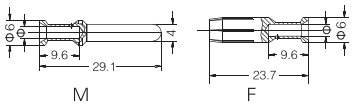

M F

线规 Wire gague		ϕ	剥线长度 Stripping length
1.5 mm²	AWG 16	1.75	9 mm
2.5 mm²	AWG 14	2.25	9 mm
4 mm²	AWG 12	2.85	9.6 mm
6 mm²	AWG 10	3.5	9.6 mm
10 mm²	AWG 8	4.3	15 mm

70A 冷压接插针(适用于HM 等插芯) / 70A Crimp contacts (for HM inserts)

接触电阻 Contact resistance ≤0.5mΩ
镀银 Silver plated

公 Male	母 Female
MCKS70-10	FCKS70-10
MCKS70-16	FCKS70-16
MCKS70-25	FCKS70-25

尺寸图 Dimensions

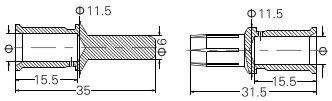

M F

线规 Wire gague	ϕ	剥线长度 Stripping length
10 mm²	4.3	15.5 mm
16 mm²	5.5	15.5 mm
25 mm²	7	15.5 mm
电缆绞线依据 IEC 60 228-5 for stranded wire according to IEC 60 228 Class 5		

100A 冷压接插针(适用于HM,HK 插芯) / 100A Crimp contacts (for HM,HK inserts)

接触电阻 Contact resistance ≤0.3mΩ
镀银 Silver plated

公 Male	母 Female
MCKS100-10	FCKS100-10
MCKS100-16	FCKS100-16
MCKS100-25	FCKS100-25
MCKS100-30	FCKS100-30

尺寸图 Dimensions

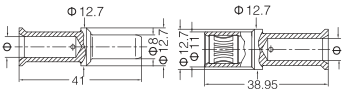

M F

线规 Wire gague	ϕ	剥线长度 Stripping length
10 mm²	4.3	19 mm
16 mm²	5.5	19 mm
25 mm²	7	19 mm
35 mm²	8.2	16 mm
电缆绞线依据 IEC 60 228-5 for stranded wire according to IEC 60 228 Class 5		

200A 冷压接插针(适用于HM 插芯) / 200A Crimp contacts (for HM inserts)

接触电阻 Contact resistance ≤0.3mΩ
镀银 Silver plated

公 Male	母 Female
MCKS200-25	FCKS200-25
MCKS200-35	FCKS200-35
MCKS200-50	FCKS200-50
MCKS200-70	FCKS200-70

尺寸图 Dimensions

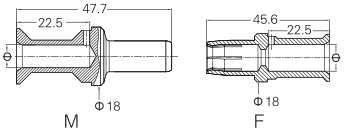

M F

线规 Wire gague	ϕ	剥线长度 Stripping length
25 mm²	7	22.5 mm
35 mm²	8.2	22.5 mm
50 mm²	10	22.5 mm
70 mm²	11.5	22.5 mm
电缆绞线依据 IEC 60 228-5 for stranded wire according to IEC 60 228 Class 5		

用编码销编号 / Coding system with code pins

	型号 Designation
编码销 Code pin 	CODE-M3
模块型编码销 Modular code pin 	MCODE-M3

编码销
Code pin

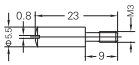

模块型编码销
Modular code pin

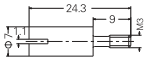

适用于可安装一个插芯或框架的外壳
For hoods housings with one insert one frame

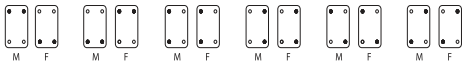

适用于可安装两个插芯或框架的外壳
For hoods housings with two insert two frame

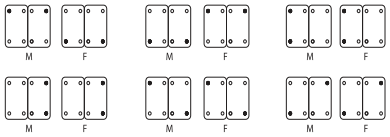

●-编码销
●-Code pin

○-正常螺丝
○-Normal mounting screw

M-公插芯
M-Male insert

F-公插芯
F-Female insert

用导向销和导向孔编号 / Coding system with guide pins bushes

	型号 Designation
导向孔 Guide bush 	GBUSH-M3
导向销 Guide pin 	GPIN-M3
模块型导向孔 Modular guide bush 	MGBUSH-M3
模块型导向销 Modular guide pin 	MGPIN-M3

导向孔
Guide bush

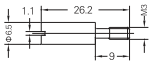

模块型导向孔
Modular guide bush

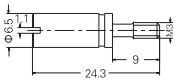

导向销
Guide pin

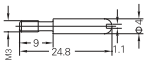

模块型导向销
Modular guide pin

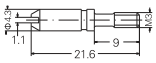

适用于可安装一个插芯或框架的外壳
For hoods housings with one insert one frame

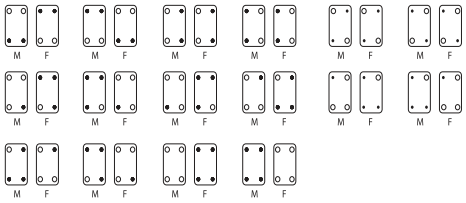

适用于可安装两个插芯或框架的外壳
For hoods housings with two insert two frame

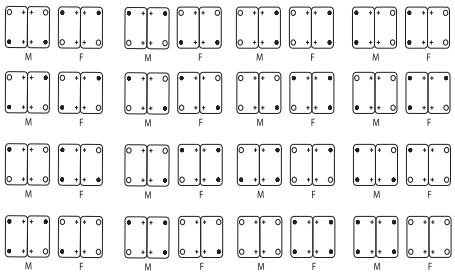

●-导向孔
●-Guide bush

○-导向销
○-Guide pin

+ 正常螺丝
+ Normal mounting screw

M-公插芯
M-Male insert

F-公插芯
F-Female insert

固定框架 / Frame

安装架 / Mounting

	规格 Size	型号 Designation
对接架 Docking frame	6B	H6B-ADK
	10B	H10B-ADK
	16B	H16B-ADK
	24B	H24B-ADK

技术参数 Technical characteristics

材料 Material

对接架: 不锈钢
Docking frame: Stainless steel

固定螺栓: 铁，镀锌
Fixing screws: Steel, Zinc-plated

插入容差 Pull-in-range

x 轴: ±1.5mm
x-axis:

y 轴: ±1.5mm
y-axis:

插拔次数: ≥500
Mechanical working life:

安装开口 Assemnly cut put

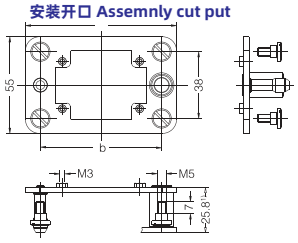

1)距离 电气针和光线电缆距离最大27mm
气动针距离做大26.5mm
Distance for electrical and F.O. contacts max. 27mm;
for pneumatic contacts max. 26.5mm

产品包括 Range of delivery:

1个架子 1 Frame

4个带平头的螺栓，用于固定对接架
4 cheese head shoulder screws to fix the docking frame

规格 Size	a	b	c	d	e
6B	86	69	69	54.5	84
10B	99	82	82	67.5	97
16B	119.5	102.5	102.5	88	117.5
24B	146	129	129	114.5	144

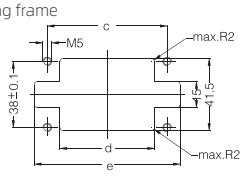

工具 / Tool

退针器 / Removal tool

	适用范围	型号 Type
HD 退针器	10A 冷压针 10A Crimp contacts 16A 带三爪的公插针 16A Male pin with three claws	TL00
HEE 退针器	16A 冷压针 16A Crimp contacts	TL01
K型 退针器	40A 冷压针 40A Crimp contacts	TL06

HD Removal tool

HEE Removal tool

K-Type Removal tool

压接工具 / Crimp Tools

	压接线径 Wire gauge	型号 Type
5A 冷压钳	0.09-0.82mm²	TL03
10A/16A 冷压钳	0.14-4mm² 1.5-6mm²	TL02 TL02-0

5A Crimping tool

10A/16A Crimping tool

普通金属防水电缆接头 / Waterproof metal cable gland

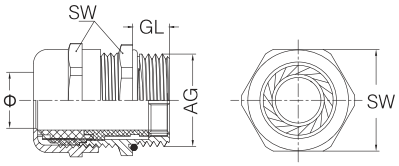

材　　料：黄铜镀镍
密 封 件：尼龙6和丁晴橡胶
防护等级：IP68(要使用O型圈的情况下)
温度范围：静态：-40℃...+100℃
　　动态：-20℃...+80℃

Material：Nickel-plate brass
Searing：Nylon and NBR
Degree of protection：IP68(with O-searing)
Temperature range：Stat：-40℃...+100℃
　　Dyn：-20℃...+80℃

螺纹尺寸 Thread side	卡口范围(ϕ) Clamping range(ϕ)	螺纹外径(AG) Thread diameter(AG)	型号 Designation
PG7	3 ~ 6.5	12.5	CA-PG7(D3-6.5)
PG9	4 ~ 8	15.2	CA-PG9(D4-8)
PG11	5 ~ 10	18.6	CA-PG11(D5-10)
PG13.5	6 ~ 12	20.4	CA-PG13.5(D6-12)
PG16	8 ~ 14	22.5	CA-PG16(D8-14)
PG21	13 ~ 18	28.3	CA-PG21(D13-18)
PG29	18 ~ 25	37.0	CA-PG29(D18-25)
PG36	22 ~ 32	47.0	CA-PG36(D22-32)
PG42	31 ~ 38	54.0	CA-PG42(D31-38)
PG48	37 ~ 44	59.3	CA-PG48(D37-44)
M12 x 1.5	3 ~ 6.5	12	CA-M12(D3-6.5)
M14 x 1.5	3 ~ 6.5	14	CA-M14(D3-6.5)
M16 x 1.5	4 ~ 8	16	CA-M16(D4-8)
M16 x 1.5	5 ~ 10	16	CA-M16(D5-10)
M16 x 1.5	5 ~ 10	18	CA-M18(D5-10)
M20 x 1.5	6 ~ 12	20	CA-M20(D6-12)
M20 x 1.5	8 ~ 14	20	CA-M20(D8-14)
M22 x 1.5	8 ~ 14	22	CA-M22(D8-14)
M25 x 1.5	9 ~ 16	25	CA-M25(D9-16)
M25 x 1.5	13 ~ 18	25	CA-M25(D13-18)
M32 x 1.5	15 ~ 22	32	CA-M32(D15-22)
M32 x 1.5	18 ~ 25	32	CA-M32(D18-25)
M40 x 1.5	18 ~ 25	40	CA-M40(D18-25)
M40 x 1.5	22 ~ 32	40	CA-M40(D22-32)
M50 x 1.5	22 ~ 32	50	CA-M50(D22-32)
M50 x 1.5	31 ~ 38	50	CA-M50(D31-38)
M63 x 1.5	37 ~ 44	63	CA-M63(D37-44)

普通塑料防水电缆接头 / Waterproof plastic cable gland

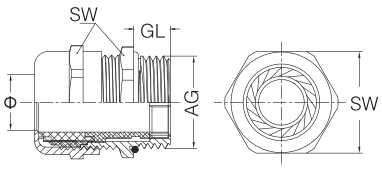

材　　料：尼龙
密 封 件：丁晴橡胶
防护等级：IP68(要使用O型圈的情况下)
温度范围：静态：-40℃...+100℃
　　动态：-20℃...+80℃

Material：Nylon
Searing：NBR
Degree of protection：IP68(with O-searing)
Temperature range：Stat：-40℃...+100℃
　　Dyn：-20℃...+80℃

螺纹尺寸 Thread side	卡口范围(ϕ) Clamping range(ϕ)	螺纹外径(AG) Thread diameter(AG)	型号(灰色) Designation(Grey)	型号(黑色) Designation(Black)
PG7	3 ~ 6.5	12.5	CAP-PG7G	CAP-PB7B
PG9	4 ~ 8	15.2	CAP-PG9G	CAP-PB9B
PG11	5 ~ 10	18.6	CAP-PG11G	CAP-PB11B
PG13.5	6 ~ 12	20.4	CAP-PG13.5G	CAP-PB13.5B
PG16	8 ~ 14	22.5	CAP-PG16G	CAP-PB16B
PG21	13 ~ 18	28.3	CAP-PG21G	CAP-PB21B
PG29	18 ~ 25	37.0	CAP-PG29G	CAP-PB29B
PG36	22 ~ 32	47.0	CAP-PG36G	CAP-PB36B
PG42	31 ~ 38	54.0	CAP-PG42G	CAP-PB42B
PG48	37 ~ 44	59.3	CAP-PG48G	CAP-PB48B
M12 x 1.5	3 ~ 6.5	12	CAP-M12G	CAP-M12B
M16 x 1.5	4 ~ 8	16	CAP-M16G	CAP-M16B
M20 x 1.5	5 ~ 10	20	CAP-M20G	CAP-M20B
M20 x 1.5	6 ~ 12	20	CAP-M20G(D6-12)	CAP-M20B(D6-12)
M22 x 1.5	8 ~ 14	22	CAP-M22G	CAP-M22B
M25 x 1.5	13 ~ 18	25	CAP-M25G	CAP-M25B
M32 x 1.5	18 ~ 25	32	CAP-M32G	CAP-M32B
M40 x 1.5	22 ~ 32	40	CAP-M40G	CAP-M40B
M50 x 1.5	31 ~ 38	50	CAP-M50G	CAP-M50B
M63 x 1.5	37 ~ 44	63	CAP-M63G	CAP-M63B

双锁紧型金属电缆接头 / Gland with external strain relief via calmping jaws

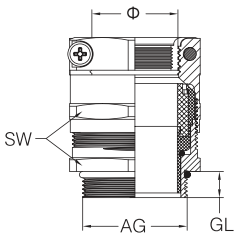

材　　料：黄铜镀镍(外壳)，尼龙PA66(芯套)
防护等级：IP68(要使用O型圈的情况下)

Material：Nickel-plate brass, Nylon
Degree of protection：IP68(with O-searing)

螺纹尺寸 Thread side	卡口范围(ϕ) Clamping range(ϕ)	螺纹外径(AG) Thread diameter(AG)	型号 Designation
PG9	4 ~ 8	15.2	CKS-PG9(4-8)
PG11	5 ~ 10	18.6	CKS-PG11(5-10)
PG13.5	6 ~ 12	20.4	CKS-PG13.5(6-12)
PG16	10 ~ 14	22.5	CKS-PG16(10-14)
PG21	13 ~ 18	28.3	CKS-PG21(13-18)
PG29	18 ~ 25	37.0	CKS-PG29(18-25)
PG36	22 ~ 32	47.0	CKS-PG36(22-32)
PG42	30 ~ 38	54.0	CKS-PG42(30-38)
M16 x 1.5	4 ~ 8	16	CKS-M16(4-8)
M16 x 1.5	5 ~ 10	16	CKS-M16(5-10)
M20 x 1.5	6 ~ 12	20	CKS-M20(6-12)
M25 x 1.5	10 ~ 16	25	CKS-M25(10-16)
M25 x 1.5	13 ~ 18	25	CKS-M25(13-18)
M32 x 1.5	16 ~ 22	32	CKS-M32(16-22)
M32 x 1.5	18 ~ 25	32	CKS-M32(18-25)
M40 x 1.5	22 ~ 30	40	CKS-M40(22-30)
M40 x 1.5	22 ~ 32	40	CKS-M40(22-32)
M50 x 1.5	30 ~ 38	50	CKS-M50(30-38)

普通兼容金属防水电缆接头 / EMC Cable gland

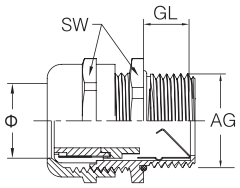

材　　料：黄铜镀镍
密 封 件：尼龙66和丁晴橡胶
防护等级：IP68(要使用O型圈的情况下)
温度范围：-40℃...+100℃，短时间可以达到120℃

Material：Nickel-plate brass
Searing：Nylon and NBR
Degree of protection：IP68(with O-searing)
Temperature range：-40℃...+100℃, short-term120℃

螺纹尺寸 Thread side	卡口范围(ϕ) Clamping range(ϕ)	螺纹外径(AG) Thread diameter(AG)	型号 Designation
PG7	3 ~ 6.5	12.5	CAC-PG7(D3-6.5)
PG9	4 ~ 8	15.2	CAC-PG9(D4-8)
PG11	5 ~ 10	18.6	CAC-PG11(D5-10)
PG13.5	6 ~ 12	20.4	CAC-PG13.5(D6-12)
PG16	8 ~ 14	22.5	CAC-PG16(D8-14)
PG21	13 ~ 18	28.3	CAC-PG21(D13-18)
PG29	18 ~ 25	37.0	CAC-PG29(D18-25)
PG36	22 ~ 32	47.0	CAC-PG36(D22-32)
PG42	30 ~ 38	54.0	CAC-PG42(D30-38)
M12 x 1.5	3 ~ 6.5	12	CAC-M12(D3-6.5)
M16 x 1.5	4 ~ 8	16	CAC-M16(D4-8)
M18 x 1.5	5 ~ 10	18	CAC-M18(D5-10)
M20 x 1.5	6 ~ 12	20	CAC-M20(D6-12)
M24 x 1.5	8 ~ 14	24	CAC-M24(D8-14)
M25 x 1.5	10 ~ 16	25	CAC-M25(D10-16)
M25 x 1.5	13 ~ 18	25	CAC-M25(D13-18)
M30 x 1.5	13 ~ 18	30	CAC-M30(D13-18)
M32 x 1.5	15 ~ 22	32	CAC-M32(D15-22)
M32 x 1.5	18 ~ 25	32	CAC-M32(D18-25)
M36 x 1.5	18 ~ 25	36	CAC-M36(D18-25)
M40 x 1.5	21 ~ 30	40	CAC-M40(D21-30)
M40 x 1.5	22 ~ 32	40	CAC-M40(D22-32)
M48 x 1.5	22 ~ 32	48	CAC-M48(D22-32)
M50 x 1.5	30 ~ 38	50	CAC-M50(D30-38)
M56 x 1.5	30 ~ 38	56	CAC-M56(D31-38)
M63 x 1.5	37 ~ 44	63	CAC-M63(D37-44)

多芯金属防水电缆接头 / Metal cable gland with multi core

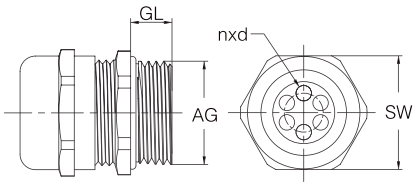

材　　料：黄铜镀镍
密 封 件：尼龙66和丁晴橡胶
防护等级：IP65
温度范围：-40℃...+100℃，短时间可以达到120℃

Material：Nickel-plate brass
Searing：Nylon and NBR
Degree of protection：IP65
Temperature range：-40℃...+100℃, short-term120℃

螺纹尺寸 Thread side	卡口范围(ϕ) Clamping range(ϕ)	螺纹外径(AG) Thread diameter(AG)	型号 Designation
PG9	2x3	15.2	CAM-PG9/(2x3)
PG21	4x6	28.3	CAM-PG21/(4x6)
PG21	3x7	28.3	CAM-PG21/(3x7)
PG21	2x6	28.3	CAM-PG21/(2x6)
PG21	2x7	28.3	CAM-PG21/(2x7)
PG21	2x8	28.3	CAM-PG21/(2x8)
PG29	4x9	37.0	CAM-PG29/(4x9)
PG36	5x9	47.0	CAM-PG36/(5x9)
M16 x 1.5	2x3	16	CAM-M16/(2x3)
M20 x 1.5	6x3	20	CAM-M20/(6x3)
M20 x 1.5	2x5	20	CAM-M20/(2x5)
M25 x 1.5	2x7	25	CAM-M25/(2x7)
M25 x 1.5	4x6	25	CAM-M25/(4x6)
M25 x 1.5	3x7	25	CAM-M25/(3x7)
M25 x 1.5	2x8	33	CAM-M25/(2x8)
M32 x 1.5	4x9	32	CAM-M32/(4x9)
M40 x 1.5	5x9	40	CAM-M40/(5x9)
M40 x 1.5	2x15	40	CAM-M40/(2x15)

外螺纹金属软管接头 / Outer thread tube connector

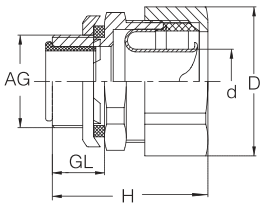

材　　料：锌合金镀锌或镀铬
密 封 件：一端连接软管，另一端由螺纹连接箱体或设备，
具有结构紧凑，耐腐蚀等特点
应用场合：机电、电缆桥架、电气工程安装、电控箱等

Material：Zinc alloy, Zinc plated or Chromium plated
Specialty：one end is connector to fiexible tube, the other thread end connected to switch chest or equipment, the structure iscompact, the surface is a ntirotten
Applications：Electromotor、Cable bridge trame、Electric engineering、Electric control etc.

螺纹尺寸 Thread side	配用软管(d) Fits to tubing size(d)	外圆直径(D) External diameter(D)	型号 Designation
PG9	10	26	CC-PG9/D10
PG11	12	27.5	CC-PG11/D12
PG13.5	15	31.5	CC-PG13.5/D15
PG16	15	32	CC-PG16/D15
PG21	20	38	CC-PG21/D20
PG29	25	45.5	CC-PG29/D25
PG29	32	55	CC-PG29/D32
PG36	38	62	CC-PG36/D38
PG42	38	62	CC-PG42/D38
PG48	51	77.5	CC-PG48/D51
M16 x 1.5	8	24	CC-M16/D8
M16 x 1.5	10	25.5	CC-M16/D10
M20 x 1.5	12	27.5	CC-M20/D12
M24 x 1.5	15	32	CC-M24/D15
M30 x 2.0	20	38	CC-M30/D20
M36 x 2.0	25	45	CC-M36/D25

快速软管接头 / Quick tube connector

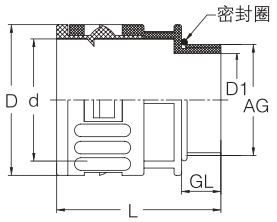

材　　料：尼龙
温度范围：-40℃...+120℃

Material：Nylon
Temperature range：-40℃...+120℃

螺纹尺寸 Thread side	配用软管(d) Fits to tubing size(d)	外圆直径(D) External diameter(D)	型号(黑色) Designation(Black)
PG7	AD10.0	17.0	CCP-PG7B
PG9	AD13.0	20.0	CCP-PG9B
PG11	AD15.8	23.0	CCP-PG11B
PG13.5	AD18.5	26.0	CCP-PG13.5B
PG16	AD21.2	29.5	CCP-PG16B
PG21	AD28.5	37.0	CCP-PG21B
PG29	AD34.5	43.5	CCP-PG29B
PG36	AD42.5	51.0	CCP-PG36B
M12 x 1.5	AD10.0	17.0	CCP-M12B
M16 x 1.5	AD13.0	20.0	CCP-M16B
M18 x 1.5	AD15.8	23.0	CCP-M18B
M20 x 1.5	AD18.5	26.0	CCP-M20B/AD18.5
M20 x 1.5	AD21.2	29.5	CCP-M20B/AD21.2
M25 x 1.5	AD21.2	29.5	CCP-M25B
M25 x 1.5	AD28.5	37.0	CCP-M25B/AD28.5
M32 x 1.5	AD28.5	37.0	CCP-M32B
M40 x 1.5	AD34.5	43.5	CCP-M40B
M40 x 1.5	AD42.5	51.0	CCP-M40B/AD42.5
M50 x 1.5	AD54.5	63.5	CCP-M50B/AD54.5
M63 x 1.5	AD54.5	63.5	CCP-M63B

塑料蒙盖 / Nylon plug

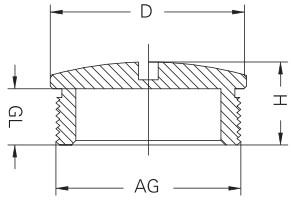

材　　料：尼龙
温度范围：-40℃...+120℃
防护等级：IP68(要使用O型圈的情况下)

Material：Nylon 6
Temperature range：-40℃...+120℃
Degree of protection：IP68(with O-searing)

螺纹尺寸 Thread side	高度(H) Height(H)	外圆直径(D) External diameter(D)	型号(灰白色) Designation(Grey)
PG7	10.0	15.5	CPP-PG7G/R
PG9	10.0	18.5	CPP-PG9G/R
PG11	11.5	22.0	CPP-PG11G/R
PG13.5	11.5	24.0	CPP-PG13.5G/R
PG16	12.0	27.0	CPP-PG16G/R
PG21	12.0	33.0	CPP-PG21G/R
PG29	12.0	43.0	CPP-PG29G/R
PG36	14.0	55.0	CPP-PG36G/R
PG42	15.5	62.0	CPP-PG42G/R
PG48	17.0	68.5	CPP-PG48G/R
M12 x 1.5	10.0	15.5	CPP-M12G/R
M16 x 1.5	10.0	18.5	CPP-M16G/R
M20 x 1.5	11.5	25.0	CPP-M20G/R
M25 x 1.5	12.5	29.5	CPP-M25G/R
M32 x 1.5	13.5	39.0	CPP-M32G/R
M40 x 1.5	15.0	48.0	CPP-M40G/R
M50 x 1.5	18.0	61.5	CPP-M50G/R
M63 x 1.5	18.0	70.5	CPP-M63G/R

金属盖 / Metal plug

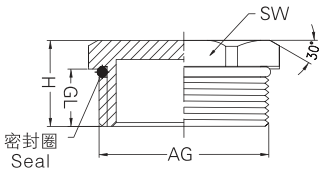

材　　料：黄铜镀镍
温度范围：-40℃...+120℃
防护等级：IP68(要使用O型圈的情况下)

Material：Nickel-plate brass
Temperature range：-40℃...+120℃
Degree of protection：IP68(with O-searing)

螺纹尺寸 Thread side	高度(H) Height(H)	螺纹外径(AG) Thread diameter(AG)	型号(黑色) Designation(Black)
PG7	8.0	12.5	CNP-PG7
PG9	9.0	15.2	CNP-PG9
PG11	10.0	18.6	CNP-PG11
PG13.5	10.0	20.4	CNP-PG13.5
PG16	10.0	22.5	CNP-PG16
PG21	11.0	28.3	CNP-PG21
PG29	13.0	37.0	CNP-PG29
PG36	13.0	47.0	CNP-PG36
PG42	15.0	54.0	CNP-PG42
PG48	17.0	59.3	CNP-PG48
M12 x 1.5	8.0	12.0	CNP-M12
M16 x 1.5	9.0	16.0	CNP-M16
M18 x 1.5	10.0	18.0	CNP-M18
M20 x 1.5	9.5	20.0	CNP-M20
M22 x 1.5	10.0	22.0	CNP-M22
M24 x 1.5	11.0	24.0	CNP-M24
M25 x 1.5	11.0	25.0	CNP-M25
M32 x 1.5	11.0	32.0	CNP-M32
M36 x 1.5	12.0	36.0	CNP-M36
M40 x 1.5	13.0	40.0	CNP-M40
M48 x 1.5	15.0	48.0	CNP-M48
M50 x 1.5	13.0	50.0	CNP-M50
M63 x 1.5	17.0	63.0	CNP-M63

金属减径环 / Metal reducer

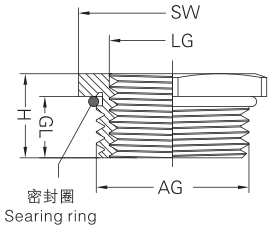

材　　料：黄铜镀镍
形　　状：六角
使用场合：适用于需要装螺纹直径减小的场合

Material：Nickel-plate brass
Shape：Round, Hexagonal
Applications：Apply to the situation of the diameter need to be reduced

外螺纹(AG) Outside thread(AG)	内螺纹(LG) Insidethread(LG)	总长(H) Toral length(H)	型号(六角) Designation(Hexagonal)
PG9	PG7	9.0	CSC-PG9PG7
PG11	PG9	11.0	CSC-PG11PG9
PG13.5	PG11	10.0	CSC-PG13.5PG11
PG16	PG13.5	11.0	CSC-PG16G13.5
PG21	PG16	11.0	CSC-PG21PG16
PG29	PG21	13.0	CSC-PG29PG21
PG36	PG29	13.0	CSC-PG36PG29
PG42	PG36	15.0	CSC-PG42PG36
PG48	PG42	15.0	CSC-PG48PG42
M16 x 1.5	M12 x 1.5	9.0	CSC-M16M12
M20 x 1.5	M16 x 1.5	10.0	CSC-M20M16
M25 x 1.5	M20 x 1.5	10.0	CSC-M25M20
M32 x 2.0	M25 x 1.5	11.5	CSC-M32M25
M40 x 2.0	M32 x 2.0	13.0	CSC-M40M32
M50 x 2.0	M40 x 2.0	14.0	CSC-M50M40
M63 x 2.0	M50 x 2.0	14.0	CSC-M63M50

尼龙减径环 / Polyamide reducer

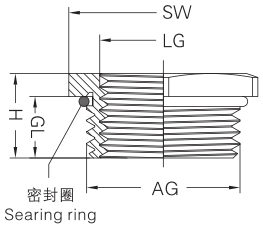

材　　料：尼龙66
颜　　色：黑色
温度范围：-40℃...+100℃

Material：Polyamide
Color：Black
Temperature range：-40℃...+100℃

外螺纹(AG) Outside thread(AG)	内螺纹(LG) Insidethread(LG)	总长(H) Toral length(H)	型号 Designation
PG11	PG9	15.0	CSCP-PG11PG9
PG13.5	PG11	21.5	CSCP-PG13.5PG11
PG16	PG11	16.0	CSCP-PG16PG11
PG16	PG13.5	17.0	CSCP-PG16PG13.5
PG21	PG16	17.0	CSCP-PG21PG16
PG29	PG21	17.0	CSCP-PG29PG21
M20 x 1.5	M16 x 1.5	15.0	CSCP-M20M16
M25 x 1.5	M20 x 1.5	17.0	CSCP-M25M20
M32 x 1.5	M20 x 1.5	17.0	CSCP-M32M20
M32 x 1.5	M25 x 1.5	17.0	CSCP-M32M25
M40 x 1.5	M32 x 1.5	17.0	CSCP-M40M32

金属螺母 / Metal lock nut

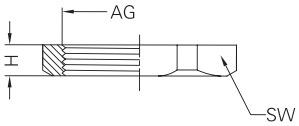

材　　料：黄铜镀镍
温度范围：-40℃...+100℃

Material：Nickel-plate brass
Temperature range：-40℃...+100℃

螺纹尺寸 Thread side	扳手尺寸(SW) Wreanch size(SW)	厚度(H) Thickness(H)	型号 Designation
PG7	15	2.8	CA-PG7/S
PG9	18	2.8	CA-PG9/S
PG11	21	3.0	CA-PG11/S
PG13.5	22	3.0	CA-PG13.5/S
PG16	24	3.0	CA-PG16/S
PG21	30	3.5	CA-PG21/S
PG29	40	4.0	CA-PG29/S
PG36	50	4.5	CA-PG36/S
PG42	57	5.0	CA-PG42/S
PG48	65	5.5	CA-PG48/S
M12 x 1.5	15	2.8	CA-M12/S
M16 x 1.5	18	2.8	CA-M16/S
M20 x 1.5	22	3.0	CA-M20/S
M25 x 1.5	27	3.0	CA-M25/S
M32 x 2.0	35	3.5	CA-M32/S
M40 x 2.0	50	4.5	CA-M40/S
M50 x 2.0	57	5.0	CA-M50/S
M63 x 2.0	70	5.5	CA-M63/S

尼龙螺母 / Polyamide lock nut

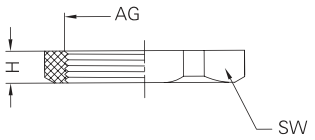

材　　料：尼龙66
颜　　色：灰色、黑色
温度范围：-40℃...+100℃

Material：Polyamide
Color：Grey、Black
Temperature range：-40℃...+100℃

螺纹尺寸 Thread side	厚度(H) Thickness(H)	型号(灰色) Designation(Grey)	型号(黑色) Designation(Black)
PG7	5.0	CAP-PG7G/S	CAP-PG7B/S
PG9	5.0	CAP-PG9G/S	CAP-PG9B/S
PG11	5.0	CAP-PG11G/S	CAP-PG11B/S
PG13.5	6.0	CAP-PG13.5G/S	CAP-PG13.5B/S
PG16	6.0	CAP-PG16G/S	CAP-PG16B/S
PG21	7.0	CAP-PG21G/S	CAP-PG21B/S
PG29	7.0	CAP-PG29G/S	CAP-PG29B/S
PG36	8.0	CAP-PG36G/S	CAP-PG36B/S
PG42	8.0	CAP-PG42G/S	CAP-PG42B/S
PG48	8.0	CAP-PG48G/S	CAP-PG48B/S
M12 x 1.5	5.0	CAP-M12G/S	CAP-M12B/S
M16 x 1.5	5.0	CAP-M16G/S	CAP-M16B/S
M18 x 1.5	5.0	CAP-M18G/S	CAP-M18B/S
M20 x 1.5	6.0	CAP-M20G/S	CAP-M20B/S
M22 x 1.5	6.0	CAP-M22G/S	CAP-M22B/S
M24 x 1.5	6.0	CAP-M24G/S	CAP-M24B/S
M25 x 1.5	7.0	CAP-M25G/S	CAP-M25B/S
M32 x 2.0	7.0	CAP-M32G/S	CAP-M32B/S
M40 x 2.0	8.0	CAP-M40G/S	CAP-M40B/S
M50 x 2.0	8.0	CAP-M50G/S	CAP-M50B/S
M63 x 2.0	8.0	CAP-M63G/S	CAP-M63B/S

欧标连接器
M SERIE CONNECTOR

塑胶防水连接器
PLASTIC WATERPROOF CONNECTOR

推拉自锁系列
PUSH-PULL SELF-LOCKING SERIES



重载连接器
HWAVY DUTY CONNECTORS

美标连接器
AMERICAN STANDARD CONNECTOR

射频连接产品目录
RF CONNECTION PRODUCT CATALOG

面向全球客户和合作伙伴

正成电气是立足中国面向全球的连接器品牌。本公司为电气工程、电子和自动化领域提供以未来为导向的连接解决方案。我们在全国多个地区拥有大量优秀的员工，能够为客户提供最及时有效的服务。

我们以“至高品质，至诚服务”的理念，为客户提供适用于不同行业和应用的产品和解决方案，如新能源、基础设施、过程和工厂自动化等领域。

深圳市正成电气有限公司

地址：深圳市龙华区大浪街道华霆路381号龙达工业园C栋5楼
惠州市仲恺高新区沥林中集智谷产业园31栋

电话：0755 - 2900 5959

传真：0755 - 2900 5530

邮箱：sales@caznlink.com

如需全面了解所有产品的详情，请访问公司网站：http://www.caznlink.com